

**REMOTE TEACHING SESSION: 10.30am – 11.30am daily**

Prep students will receive a 1 hour face to face remote teaching session with their teacher each day. These sessions will be run using Zoom and will focus on Reading, Writing or Maths. The link to your child's Zoom meeting is listed in the table below. Instructions on how to access your child's Zoom meeting are available on Sentral.

**Advice for accessing your child's Zoom meeting:**

- Please log on 5 minutes before the start time.
- Ask your child to organise the resources they will need prior to the start time.
- When signing in, **please use your child's name** as this will be the name displayed to their teacher during the meeting.
- If you have any questions or you are not able to access the Zoom meeting, please refer to the instructions available on Sentral or contact the school via phone on 03 8766 4000 or email at [barton.ps@education.vic.gov.au](mailto:barton.ps@education.vic.gov.au).

Grade	Teacher	Personal Room Link	Passcode
PA	Shannon Gallagher	<a href="https://us02web.zoom.us/j/4119942916?pwd=K0RmSVZFK0tJOWYvWDdxSzM3Zjh1UT09">https://us02web.zoom.us/j/4119942916?pwd=K0RmSVZFK0tJOWYvWDdxSzM3Zjh1UT09</a>	5560
PB	Rachael Vriend	<a href="https://zoom.us/j/3775679859?pwd=L3pqdEZ0TVJ4TVEzZ0hEV2pDMGovUT09">https://zoom.us/j/3775679859?pwd=L3pqdEZ0TVJ4TVEzZ0hEV2pDMGovUT09</a>	5560
PC	Charlotte Howle	<a href="https://zoom.us/j/7711524412?pwd=L25FQXBvbXQ5WWJRWXZJRWlMQ052Zz09">https://zoom.us/j/7711524412?pwd=L25FQXBvbXQ5WWJRWXZJRWlMQ052Zz09</a>	5560
PD	Ashlea Barnes	<a href="https://zoom.us/j/5147051409?pwd=c1ZPcjFhSTBTYjhXeERNZnFRTXdOZz09">https://zoom.us/j/5147051409?pwd=c1ZPcjFhSTBTYjhXeERNZnFRTXdOZz09</a>	5560
PE	Bronte Ryan	<a href="https://zoom.us/j/3193158987?pwd=WUxQWlhIWUo1UldkUmYzcDVIQnVwdz09">https://zoom.us/j/3193158987?pwd=WUxQWlhIWUo1UldkUmYzcDVIQnVwdz09</a>	5560
PF	Rhiannon Steward	<a href="https://zoom.us/j/5428385382?pwd=TFFScU83SGVINEhwQIVMcZFrTVdqQT09">https://zoom.us/j/5428385382?pwd=TFFScU83SGVINEhwQIVMcZFrTVdqQT09</a>	5560
PG	Maryanne Ognjenovic	<a href="https://zoom.us/j/7988793903?pwd=WIRIYVBIRFBhYVJncnFQRIAzUFJtUT09">https://zoom.us/j/7988793903?pwd=WIRIYVBIRFBhYVJncnFQRIAzUFJtUT09</a>	5560
PH	Linna Phuong	<a href="https://zoom.us/j/3173913590?pwd=SUFtQ3lvNDNEdm5FRGhEY2pKRndFdz09">https://zoom.us/j/3173913590?pwd=SUFtQ3lvNDNEdm5FRGhEY2pKRndFdz09</a>	5560

**Optional: Drop in support session: 12:00pm – 12:30pm daily**

Grade	Teacher	Personal Room Link
Prep	Specialist Teacher	<a href="https://zoom.us/j/7130909513?pwd=MG5SQnB6RW53MEhhSE9WMWRhQWx4Zz09">https://zoom.us/j/7130909513?pwd=MG5SQnB6RW53MEhhSE9WMWRhQWx4Zz09</a>

**Optional: Live Specialist Session: 2.00pm – 2.30pm daily**

Grade	Specialist	Personal Room Link	Personal Room Number
Prep	Music	<a href="https://eduvic.webex.com/meet/french.justine.m">https://eduvic.webex.com/meet/french.justine.m</a>	573-944-792










**Notes**

**Please remember to log your child in for your assigned assessment time.**




## Friday 15<sup>th</sup> October


- Today you will need:**
- Scrapbook/paper
  - Coloured pencils
  - Writing pencil
  - Readers from library bag

	Reading	Maths	Writing				
<b>Learning intention</b>	We are learning about making predictions.	We are learning to sequence events in a day.	We are learning about who, what, when and where.				
<b>Success criteria</b>	<ul style="list-style-type: none"> <li>• I can actively listen to the text,</li> <li>• I can make a prediction based on images and text, and</li> <li>• I can draw and label my predictions.</li> </ul>	<ul style="list-style-type: none"> <li>• I can create a timetable of my day.</li> <li>• I can order my events in a day.</li> </ul>	<ul style="list-style-type: none"> <li>• I can say who was in the story</li> <li>• I can say what happened.</li> <li>• I can say when it happened.</li> <li>• I can say where the story took place.</li> </ul>				
<b>Task</b>	<p><b>Tricky word – before</b></p> <p><b>Zoom remote teaching session</b> Zoom class lesson starts at <b>10:30am</b>. Please <u>log on 5 minutes</u> before and have the resources listed below ready.</p> <p><b>You will need:</b></p> <ul style="list-style-type: none"> <li>• Scrapbook/paper</li> <li>• Writing pencil</li> <li>• Coloured pencils (if possible)</li> </ul>	<p><b>Sequencing my events in a day.</b></p> <p>Using the following example, draw and label your pictures to sequence your events in a day. Which event comes first, next, then, after?</p>	<p><b>Orientation of a narrative</b></p> <p>Using the story ‘Why Koala Has a Stumpy Tail’ <a href="https://video.link/w/iNRCc">https://video.link/w/iNRCc</a></p> <p>Students are to divide their page into 4 boxes. Write who, what, when, where inside a box.</p> <table border="1" style="width: 100%; border-collapse: collapse;"> <tr> <td style="width: 50%; height: 40px; vertical-align: top;">Who</td> <td style="width: 50%; height: 40px; vertical-align: top;">What</td> </tr> <tr> <td style="width: 50%; height: 40px; vertical-align: top;">When</td> <td style="width: 50%; height: 40px; vertical-align: top;">Where</td> </tr> </table>	Who	What	When	Where
Who	What						
When	Where						

		Zoom with my class	<p>Students will then draw a picture for each box. For a challenge, students can write a sentence for each box.</p> <p>Please upload your work to Seesaw</p> 
		Wake up	
		Go to bed	
		Eat Breakfast	
		Brush Teeth	
		Eat lunch	
		Brush Teeth	
		Eat dinner	

**SPECIALIST ACTIVITIES (Choose one per day)**

ART	PERFORMING ART	PHYSICAL EDUCATION	STEM
<p><b>Learning Intention:</b> We are learning about drawing different lines and shapes to make numbers into pictures. These are called 'Numbertoons.'</p> <p><b>Success Criteria:</b> I Can...</p> <ul style="list-style-type: none"> <li>• Draw numbers.</li> <li>• Draw different lines to make numbers into pictures.</li> </ul> <p><b>Resources:</b></p> <ul style="list-style-type: none"> <li>• Paper, coloured pencils.</li> </ul> <p><b>Task:</b></p> 	<p><b>Learning Intention:</b> We are learning about song-writing</p> <p><b>Success Criteria:</b> I Can...</p> <ul style="list-style-type: none"> <li>• Choose a character from a book I like</li> <li>• Write a short song to describe my character</li> </ul> <p><b>Resources:</b></p> <ul style="list-style-type: none"> <li>• Picture story book</li> <li>• Device</li> </ul> <p><b>Task:</b></p> <ol style="list-style-type: none"> <li>1. Choose a character from a story that you like (for example, Edward the emu)</li> </ol>  <ol style="list-style-type: none"> <li>2. Watch this video: <a href="https://clickv.ie/w/boxr">https://clickv.ie/w/boxr</a></li> </ol>	<p><b>Learning Intention:</b> We are learning to complete an obstacle course in order to increase our heart rate</p> <p><b>Success Criteria:</b> I Can...</p> <ul style="list-style-type: none"> <li>• Create an obstacle course at my local playground</li> <li>• Try to beat my own time</li> </ul>  <p><b>Resources:</b></p> <ul style="list-style-type: none"> <li>• Your local playground</li> <li>• Timer</li> </ul> <p><b>Task:</b></p> <ol style="list-style-type: none"> <li>1. Complete an obstacle course at your local playground and time yourself</li> <li>2. Do the course again, trying to beat your own time</li> </ol>	<p><b>Learning Intention:</b> We are learning to apply the design process.</p> <p><b>Success Criteria:</b> I Can...</p> <ul style="list-style-type: none"> <li>• Investigate a problem</li> <li>• Design a way to solve the problem</li> <li>• Create my idea</li> </ul> <p><b>Resources:</b></p> <ul style="list-style-type: none"> <li>• Device</li> <li>• Building materials or drawing materials</li> </ul> <p><b>Task:</b></p> <p><i>This activity is on SeeSaw – you can access it here:</i></p> <p><a href="https://app.seesaw.me/a/1c83b5b8-02ea-4731-b74b-941b462dd5b5">https://app.seesaw.me/a/1c83b5b8-02ea-4731-b74b-941b462dd5b5</a></p> <p><b>Oh No! Every time I am in a video call on my device, it falls over! I have to keep holding it up myself and my arms are getting sore.</b></p>

 <p>1. Watch this video to help you with ideas on how to turn a number into a picture. <a href="https://video.link/w/0r9Cc">https://video.link/w/0r9Cc</a></p> <p>2. Choose a number to draw from 0 to 10. Look at the shape of the number. Think about what object or animal you could turn it into.</p>	<p>3. Think of some words to describe your character</p> <p>4. Watch the video again</p> <p>5. This time, sing the song using the words to describe your character</p> <p>6. Perform your song to someone in your house</p> <p>7. Take a video of your song and upload it to SeeSaw</p>	<p>3. See <b>ClickView Video</b> for an example: <a href="https://clickv.ie/w/s5vr">https://clickv.ie/w/s5vr</a></p> <p>4. Take a quick video of you completing your course and upload it to <b>SeeSaw!</b> 😊</p>	<p><b>TASK:</b> Can you design something that will hold the device up for me?</p> <p><b>Ask yourself:</b></p> <ol style="list-style-type: none"> <li>Which device am I going to invent something for (tablet, iPad, iPhone etc)</li> <li>What materials should I use?</li> </ol> <p>You can choose to draw your invention or make it at home using any building equipment you have (eg. lego, deck of cards, icy pole sticks, food containers, tissues, pillows, paper, cardboard etc)</p>
--	---	---	--