

Wednesday 15th September

Grade 2 Term 3 2021

14/09/2021

REMOTE TEACHING SESSION: 10.30am – 11.30am daily

Grade 2 students will receive a 1 hour face to face remote teaching session with their teacher each day. These sessions will be run using Webex and will focus on Reading, Writing, Maths or Inquiry.

The link to your child's Webex meeting is listed in the table below. Instructions on how to access your child's Webex meeting are available on Sentral.

Advice for accessing your child's Webex meeting:

- Please log on 5 minutes before the start time.
- Ask your child to organise the resources they will need prior to the start time.
- When signing in, please use your child's name as this will be the name displayed to their teacher during the meeting.
- If you have any questions or you are not able to access the Webex meeting, please refer to the instructions available on Sentral or contact the school via phone on 03 8766 4000 or email at barton.ps@education.vic.gov.au.

Grade	Teacher	Personal Room Link	Personal Room Number
2A	Ms van Dam	https://eduvic.webex.com/meet/vandam.katrina.k	573-616-955
2B	Miss Keyworth	https://eduvic.webex.com/meet/keyworth.claire.c	570-038-656
2C	Mr Abella	https://eduvic.webex.com/meet/abella.aaron.a	576-477-614
2D	Miss Gianarelli	https://eduvic.webex.com/meet/gianarelli.simone.k	584-874-482
2E	Mr Rendall	https://eduvic.webex.com/meet/rendall.fraser.w	165-312-7581
2F	Miss Evans	https://eduvic.webex.com/meet/evans.jayde.t	578-446-708
2G	Miss Ivin	https://eduvic.webex.com/meet/ivin.rachel.r	575-425-326

Optional: Drop in support session: 12:00pm – 1:00pm

Wednesday 15th September

Grade 2 Term 3 2021

14/09/2021

Grade	Teacher	Personal Room Link	Personal Room Number
2	Specialist Teacher	https://eduvic.webex.com/meet/vandam.katrina.k	573-616-955

Optional: Live Specialist Session 1:00pm-1:30pm daily

Grade	Specialist Class	Personal Room Link	Personal Room Number
2	Monday – Visual Arts Tuesday – STEM Wednesday – Spanish Thursday – Sport Friday – Performing Arts	All sessions: https://eduvic.webex.com/meet/french.justine.m	573-944-792

Wednesday 15th September

Grade 2 Term 3 2021

14/09/2021


Wednesday September 15th 2021			
Today you will need: <input type="checkbox"/> Writing Pencil <input type="checkbox"/> <input type="checkbox"/> <input type="checkbox"/> <input type="checkbox"/>			
<input type="checkbox"/> Paper/Book <input type="checkbox"/> <input type="checkbox"/> <input type="checkbox"/>			
<input type="checkbox"/> A device <input type="checkbox"/> <input type="checkbox"/> <input type="checkbox"/>			
	WebEx - Writing	Activity 1 – Reading	Activity 2 – Maths
Learning intention	We are learning about celebrating our achievements.	We are learning about answering literal and inferential questions.	We are learning about the properties of 2D and 3D shapes.
Success criteria	I can: <ul style="list-style-type: none"> Use my information report to answer questions. Share my successes and improvements. Actively listen to my classmates. 	I can: <ul style="list-style-type: none"> Understand what a question is (Who? Where? What? When? Why? How?) Use the text for clues to answer questions. My prior/current knowledge to help me answer questions. 	I can: <ul style="list-style-type: none"> Count the corners and sides of 2D shapes. Count the edges, faces and vertices of 3D shapes. Name 2D and 3D shapes.
Task	Webex remote teaching session WebEx class lesson starts at 10:30am. Please <u>log on 5 minutes</u> before and have the resources listed below ready.	What are questions:	Read the sentences and guess the shape that is being described. When you think you know the shape, use a ruler to draw a picture and write the name of the shape. The shape might be 2D or 3D.

You will need:

- Paper
- Writing Pencil

"WH" Questions Poster

Welcome to Barton - Student Info / Created by www.hogrefe.com

<p>What? (Thing or Action)</p> 	<p>Where? (Place)</p> 	<p>Who? (Person)</p> 
<p>Why? (Reason something happened)</p> 	<p>When? (Time)</p> 	<p>How? (# / the way to do something)</p> 

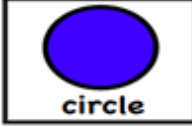
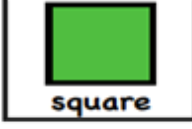


Literal:

Literal Comprehension







Readers who understand what they are reading are able to follow the story and find accurate answers to questions directly stated in the text.


To strengthen comprehension, readers should try to find important information that is stated in the text and respond to questions or prompts effectively.

Inferential:

 circle	I have 1 side. My side is curved. I have no corners.
 square	I have 4 sides. My sides are all the same size. I have 4 corners.
 triangle	I have 3 sides. My sides are straight. I have 3 corners.
 rectangle	I have 4 sides. My opposite sides are equal. I have 4 corners.

3D Objects

Name	Vertices	Faces	Edges	Image
cube	8	6	12	
cuboid	8	6	12	
square-based pyramid	5	5	8	
sphere	0	1	0	
cylinder	0	3	2	
cone	1	2	1	



Select a book to read-to-self or read-to-someone. Remember to use expression when reading aloud.

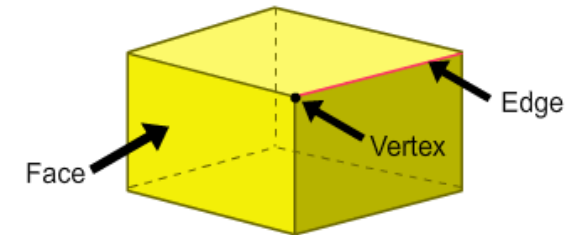
You can use Reading Eggs or find stories on YouTube to listen-to-reading.

Next, use the following Clickview Links to exercise your understanding of literal and inferential understanding.

How is Mr Abella Feeling?

Use the facial expressions to make a good guess of how Mr Abella could be feeling:


<https://clickv.ie/w/gXkr>



1. This shape is 2D. It has 3 sides that are all the same length and 3 corners. What is the shape?
2. This shape has 4 corners. The shape has 4 sides in total, 2 of the sides are short and 2 of the sides are long. What is the shape?
3. This shape has 2 faces and 1 vertex.






Challenge: Write your own guess my shape questions and ask someone in your home to guess the shape.

Take a picture of your work and post it on Seesaw.

		<p>Butterflies in my Stomach & Other School Hazards by Serge Bloch (Idioms) Listen to the following stories about idioms – use the pictures as clues as to what some of the idioms in the story really means. https://clickv.ie/w/7Ykr</p> <p>Don't Let the Pigeon Drive the Bus Listen to the story and answer the questions throughout it. https://clickv.ie/w/RYkr</p>	
--	--	---	---

Wellbeing Choice Board


We exercise our bodies all the time, but it is just as important to exercise our brains too! Each day, choose an activity below to help stretch and relax your growing brains.

<p><u>Gratitude Journal</u></p>  <p>Every day this week write a Gratitude Journal.</p> <ul style="list-style-type: none"> Monday: Someone I am grateful for is.... Tuesday: Something I am grateful for is.... Wednesday: Somewhere I am grateful for is.... Thursday: What makes me lucky is.... 	<p><u>Solve Some Riddles</u> Use the links below to see if you can solve some of these riddles!</p> <p>Riddles With Answers English Riddles Riddles And Brain Teasers for Kids Mango Juniors - Bing video</p> <p>Funny Riddles With Answers English Riddles For Kids Riddles And Brain Teasers Mango Juniors - YouTube</p> <p>CHALLENGE: Can you come up with some riddles of your own?</p>	<p><u>Mindfulness Exercise</u></p>  <p>Cosmic Kids Zen Den Mindfulness For Kids - YouTube</p> <p>Choose a mindfulness exercise from Cosmic Kids - Mindfulness Den. These exercises help us to feel relaxed, reflect, practice our growth mindset and even have some fun!</p>
<p><u>Origami Fish</u></p>  <p>Use the links bellow to choose an Origami fish to make, you could create your own fish tank! Or gift it to someone you appreciate.</p> <p>Easy Origami Fish DIY - Easy Origami for Kids (Very Easy) - Summer Paper Crafts - Bing video</p> <p>How to make easy paper fish for kids / Origami fish / kids crafts / 1- minute video - Bing video</p>	<p><u>Self Portrait</u></p> <p>Draw a portrait of yourself! You could add something special like a crown or a superhero mask. Or put yourself in space!</p> 	<p><u>Wellbeing Walk</u></p>  <p>Go for a walk around where you live and think about what you can see, touch, hear, smell and taste. You could write them down or just think about them in your head.</p> <ul style="list-style-type: none"> Notice five things you can see. Notice four things you can touch. Notice three things you can hear. Notice two things you can smell.

[Origami Fish for Kids - Bing video](#)

- Notice one thing you can taste.

SPECIALIST ACTIVITIES (OPTIONAL)

Art	Performing Arts	Physical Education	STEM	Spanish
<p>Learning Intention: We are learning to create artwork inspired by Spring.</p> <p>Success Criteria: I can...</p> <ul style="list-style-type: none"> • Make a Spring inspired artwork • Follow instructions to make art <p>Resources:</p> <ul style="list-style-type: none"> • Cardboard • Markers/Pencils • Scissors • Camera (iPad) <p>Task:</p>	<p>Learning Intention: We are learning about characters</p> <p>Success Criteria: I Can...</p> <ul style="list-style-type: none"> • Use information from a photo to create a character <p>Resources:</p> <ul style="list-style-type: none"> • Character creator image • Device • Costume/clothes <p>Task:</p> <ol style="list-style-type: none"> 1. Look at this character creator photo 2. Use the information on the character creator image to create your character. (For example, Miss Clarke's character would be an angry (April), astronaut 	<p>Learning Intention: We are learning to play some hand-eye coordination games</p> <p>Success Criteria: I Can...</p> <ul style="list-style-type: none"> • Be creative with the games and materials I use • Play with someone • Give all tasks a go <p>Resources:</p> <ul style="list-style-type: none"> • Plastic cups • A soft ball or a pair of rolled up socks • A timer  <p><small>shutterstock.com · 1485582371</small></p>	<p>Learning Intention: We are learning about scientific experiments.</p> <p>Success Criteria: I Can...</p> <ul style="list-style-type: none"> • Choose an experiment • Conduct a scientific experiment • Record my findings <p>Resources:</p> <ul style="list-style-type: none"> • Device to access ClickView • Various resources (check clips for details) <p>Task:</p> <ol style="list-style-type: none"> 1. Choose one of the tasks below - ask an adult to help you! 2. Record yourself doing the experiment and upload it to SeeSaw 3. HAVE FUN! 	<p>Learning Intention: We are learning about superhéroes (super heroes)</p> <p>Success Criteria: I can</p> <ul style="list-style-type: none"> • Create my own superhero and label it using Spanish <p>Resources:</p> <ul style="list-style-type: none"> • Paper • Pencils <p>Task:</p> <ul style="list-style-type: none"> • First, go to Seesaw • Create your own superhéroe (super hero) • Write the name, powers, and friends! • Label your superhéroe with the Spanish colours



1. Watch the story:
<https://video.link/w/o877c>
2. Find cardboard at home (Cereal boxes).
3. Draw a head and face on the cardboard with pencil.

(A) who is singing (purple)

Performing Arts

CHARACTER CREATOR

The month you were born in

January - Happy	July - Nervous
February - Excited	August - Confused
March - Scared	September - Bored
April - Angry	October - Sad
May - Hungry	November - Cranky
June - Proud	December - Sleepy

The first letter of your name:

A - Astronaut	I - Infant	Q - Queen
B - Bride	J - Jackaroo	R - Robot
C - Cow	K - King	S - Superman
D - Doctor	L - Lion	T - Tourist
E - Elephant	M - Mum	U - Umpire
F - Fireman	N - Nanna	V - Villian
G - Granny	O - Ogre	W - Wolf
H - Hero	P - Pirate	X - X men
		Y - Yoda
		Z - Zoo Animal

Your favourite colour

Red - Jumping	Orange - Dancing
Yellow - Typing	Pink - Cooking
Green - Running	Purple - Singing
Blue - Reading	Black - Painting

3. Dress up in an outfit that suits your character and upload it to Seesaw
4. Dress up as your character for the online music session

Task: CUP STACKING

1. Complete ClickView warm up VIDEO below
https://clickv.ie/w/_HUM
2. Watch this ClickView video
<https://clickv.ie/w/ljir>
3. Try and play as many of the cup stacking games as possible, play against someone else and have a competition. IF not try and beat your own scores!


Extension superstars
To enlarge the picture below, copy and paste it into a word document and complete 3 out of the 9 activities:

Activity 1: Egg in the bottle challenge

https://clickv.ie/w/7H_q

Activity 2: Static Electricity Ghost:

<https://clickv.ie/w/DsCq>



Wednesday 15th September

Grade 2 Term 3 2021

14/09/2021

4. Trace the pencil lines with a black marker.
5. Cut out the head with scissors.
6. Ask the adults at home before going outside for a walk and see if you can create hair for your persons head by taking a picture near flowers, dirt and grass.
7. Don't forget to post a picture online to share with us!

Activity Choice Board

Instructions: Choose at least 3 of the 9 activities to do. Colour in the squares that you did and take a selfie of you holding your completed choice board. Post it onto SeeSaw! 📷

<p>HYDRATE WITH WATER! Thirsty? That means your body needs WATER! Don't grab drinks with added sugar – grab good old-fashioned water.</p>	<p>TABATA HIT WORKOUT</p> <ol style="list-style-type: none"> 1. Star jumps (20 sec) 2. Planks (20 sec) 3. Push-Ups (20 sec) 4. Star jumps (20 sec) 5. Burpees (20 sec) 6. Star jumps (20 sec) 7. Planks (20 sec) 	<p>FRUIT Fruit is the original snack food! For an entire day, eat fruit as your snacks. Skip all the other snacks and focus on fruits.</p>
<p>20 Min RUN-WALK HIT</p> <ol style="list-style-type: none"> 1) Walk (2 Min) 2) Run (1 Min) 3) Walk (3 Min) 4) Run (2 Min) 5) Walk (4 Min) 6) Run (3 Min) 7) Walk (5 Min) 	<p>Crunch your Veggies! Today is a veggie snack day. Grab the crunchy stuff – like carrots or celery – and crunch today's snacks.</p>	<p>BURPEE TABATA</p> <p>20 Seconds of Burpees 10 Seconds of Rest Repeat 8 times.</p>
<p>Take a 15-minute WOG! A WOG is a combination of WALK and JOG. Begin walking. Then, lean forward and pick up the speed just a little. It's okay to take short, quick steps. If you can go 1 kilometre in just under 15 minutes, then you've set a good WOGGING pace.</p>	<p>Walk and DON'T talk. As you walk, listen to the sounds of the world around you. Pay attention to natural sounds, machine sounds, and human sounds. Wow – the world is a really interesting place to listen.</p>	<p>Your activity choice! Living a healthy and active lifestyle is all about making personal activity choices. You know what you like to do to actively move your body. Go do that for at least 15 minutes.</p>

Mrs. Palladino, Mrs. Long,
Mrs. Peters and Mr.
Harrison would love to see
some short videos (**LESS
THAN 30 SECONDS**) and
or photos of these on
SEESAW – P.E channel,
HAVE FUN!