

REMOTE TEACHING SESSION: 9am-10am daily

Grade 56 students will receive a 1 hour face to face remote teaching session with their teacher each day. These sessions will be run using Microsoft Teams.

The link to your child’s Microsoft Teams meeting will be sent to them via Microsoft Teams each morning.

Advice for accessing your child’s Microsoft Teams meeting:

- Please log on 5 minutes before the start time.
- Ask your child to organise the resources they will need prior to the start time.
- If you have any questions or you are not able to access the Microsoft Teams meeting, please refer to the instructions available on Sentral or contact the school via phone on 03 8766 4000 or email at barton.ps@education.vic.gov.au.

Optional drop in session:

Class	Teacher	Time	Meeting
56	Specialist Teacher	12-12:30pm	Microsoft Teams General Channel

Optional: Live Specialist Session 1:00pm-1:30pm daily

Grade	Specialist Class	Personal Room Link	Personal Room Number
All	Monday - Art Tuesday - STEM	All sessions: https://eduvic.webex.com/meet/french.justine.m	573-944-792

Monday 26th July




Today • • Paper • Pen/pencil •
 evices • •
 • •
 •
 ices
 •

	Reading	Writing	Maths	Wellbeing
Learning intention	We are learning to create Tanka Poems	We are learning about complex sentences	We are learning about independent and dependent probability	We are learning about the Paralympics
Success criteria	I can: <ul style="list-style-type: none"> Understand the structure of a Tanka poem I can explain the structure of a Tanka Poem Create at least two different Tanka Poems 	I can: <ul style="list-style-type: none"> Understand complex sentences Up level a simple sentence to a complex sentence Create your own complex sentences 	I can: <ul style="list-style-type: none"> Define independent and dependent probability Identify independent and dependent probability Create my own independent and dependent events 	I can: <ul style="list-style-type: none"> Discuss the values of the Paralympics Research a Paralympian Create an artwork as part of the 'set to soar' campaign
Task	Teams remote teaching session Microsoft Teams class lesson starts at 9am . Please <u>log on 5 minutes</u> before and have the resources listed below ready.	A complex sentence combines an independent clause with one or more dependent clauses. A complex sentence always contains a subordinating conjunction . Example: Lionel wore his ear muffs because he was cold. complex sentences =	Watch this video and write down the definition of independent and dependent probability: https://www.khanacademy.org/math/precalculus/x9e81a4f98389efdf:prob-comb/x9e81a4f98389efdf:dependent-events-precalc/v/independent-events-1	1. Watch https://www.youtube.com/watch?v=locLkk3aYIk 2. The values of the Paralympics are <ul style="list-style-type: none"> Determination Equality Inspiration Courage How do you think these values relate to the paralympicans? Write an example of each in your book.

		<p>main clause + conjunction + dependent clause</p> <p>Subordinating conjunctions are used to join an independent clause to a dependent clause. They show how the two clauses relate to each other. Here are some commonly used subordinating conjunctions.</p> <table border="1" data-bbox="763 667 1099 767"> <tr> <td>after</td> <td>although</td> <td>before</td> <td>as</td> </tr> <tr> <td>if</td> <td>how</td> <td>than</td> <td>that</td> </tr> <tr> <td>until</td> <td>whether</td> <td>when</td> <td>where</td> </tr> <tr> <td>while</td> <td>because</td> <td>unless</td> <td>since</td> </tr> <tr> <td>once</td> <td>wherever</td> <td>whenever</td> <td>though</td> </tr> </table> <p>These sentences are boring! Up level these simple sentences to complex sentences.</p> <ul style="list-style-type: none"> • Scott was playing tennis. • The ball knocked over the domino. • Emily pushed the button. • I knocked the book. • The cup fell. <p>Write 5 of your own complex sentences in your book. Base these sentences off your Rube Goldberg Machine.</p>	after	although	before	as	if	how	than	that	until	whether	when	where	while	because	unless	since	once	wherever	whenever	though	<p>Click on this link and answer 10 questions: https://au.ixl.com/maths/year-4/identify-independent-and-dependent-events</p> <p>Now create 2 independent events and 2 dependent events of your own and post them in your homegroup channel on teams.</p>	<p>3. Choose 1 of Australia's Paralympians to research https://www.paralympic.org.au/athletes/ and answer the following questions</p> <ol style="list-style-type: none"> Name and date of birth Sport Impairment Career highlights Any other information <p>4. To make the Australian Paralympians feel at home in the Tokyo Olympic Village they are hoping students create artwork that can be displayed with the theme 'Set to Soar' For more information and to submit your artwork visit https://education.paralympic.org.au/for-students/set-to-soar-artwork/ Note: Please check with your parents/guardian before submitting</p>
after	although	before	as																					
if	how	than	that																					
until	whether	when	where																					
while	because	unless	since																					
once	wherever	whenever	though																					

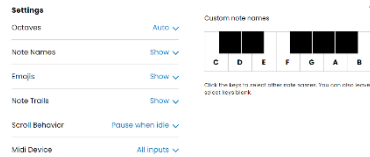
		Example: The light turned on because the ball fell on the switch.	
--	--	--	--

SPECIALIST ACTIVITIES (OPTIONAL)


Art	Performing Arts	Physical Education	STEM	Spanish								
<p>Learning Intention: We are learning about planning and creating a free choice project using recycled materials.</p> <p>Success Criteria: I can...</p> <ul style="list-style-type: none"> Create Artwork using junk mail, newspaper and old magazines. Cut out interesting pictures to make a collage.  <p>Resources: Newspaper, magazines, junk mail.</p> <p>Task/Steps:</p>	<p>Learning Intention: We are learning about the keyboard and treble clef</p> <p>Success Criteria: I can...</p> <ul style="list-style-type: none"> Use a device to access the Chrome Music Lab – Shared Piano Play a melody on the piano <p>Resources:</p> <ul style="list-style-type: none"> Device Optional: Pencil & Paper <p>Task:</p> <ol style="list-style-type: none"> 1. Using a device go the website: https://musiclab.chromeexperiments.com/Shared-Piano/  <ol style="list-style-type: none"> 2. Click/press on the different notes to create a melody (the 	<p>Learning Intention: We are learning to add 4 new facts to our brain about the Olympics and participate in an exercise circuit</p> <p>Success Criteria: I can...</p> <ul style="list-style-type: none"> Try my best Move my body Get my heart rate up <p>Resources:</p> <ul style="list-style-type: none"> Pencil/Paper A small space to complete different exercises A drink bottle <p>Task: OLYMPICS TOKYO 2020</p> 	<p>Learning Intention: We are learning about the existence of the solar system.</p> <p>Success Criteria: I can...</p> <ul style="list-style-type: none"> research scientific theories that explain the existence of the solar system Understand how evidence supports scientific theories. <p>Resources:</p> <ul style="list-style-type: none"> A device Paper Pencils <p>Task:</p> <ol style="list-style-type: none"> 1. Watch the video about <i>'The Big Bang Theory'</i> 	<p>Learning Intention: We are learning to talk about the weather in Spanish</p> <p>Success Criteria: I can...</p> <ul style="list-style-type: none"> Write a sentence in Spanish describing today's weather. <p>Task:</p> <ul style="list-style-type: none"> First, re-watch: https://www.youtube.com/watch?v=aTca3dvTRNk and practice saying the words out loud with the actions Then, go onto http://www.bom.gov.au/ and pick a city and record the weather for the week in Spanish using the vocabulary below to help <table border="1" style="width: 100%; border-collapse: collapse; margin-top: 10px;"> <tr> <th colspan="2" style="text-align: center;">El tiempo- The weather</th> </tr> <tr> <td style="width: 50%;">It's sunny</td> <td style="width: 50%;">Hace sol</td> </tr> <tr> <td>It's hot</td> <td>Hace calor</td> </tr> <tr> <td>It's cold</td> <td>Hace frío</td> </tr> </table>	El tiempo- The weather		It's sunny	Hace sol	It's hot	Hace calor	It's cold	Hace frío
El tiempo- The weather												
It's sunny	Hace sol											
It's hot	Hace calor											
It's cold	Hace frío											

- 1) Collect junk mail from the letter box and old magazines.
- 2) Cut out interesting pictures and arrange on a piece of paper. (Don't glue down until you're happy with your collage. You can stick one picture on top of the other to make interesting pictures.
- 3) Glue your pictures on your paper when you have completed your collage.


- tune, how the highs and lows change)
3. To start again click/press on 'Clear'
4. By looking at the keyboard, see if you can identify which notes you have played
5. To check if you are correct, click on 'Settings', 'Note Names - Show'



6. Draw up a stave (five lines)



7. Draw your melody using the notes of the treble clef



- 1.) Watch this quick introduction video about the Olympics starting this weekend! **Write down 4 new interesting facts you learnt.**

https://www.youtube.com/watch_popup?v=WBPISN_wIOM

- 2.) Complete this circuit video called "This or That" and have fun! 😊

https://www.youtube.com/watch_popup?v=2xXe4FT_H_s

Optional: Take a photo of the facts you wrote down and email it to Barton. Tag Mrs. Long or Mr. Harrison in the email and we will choose a few to share in our next Barton Newsletter!

barton.ps@education.vic.gov.au

Extra optional extension:

If you want to do the extra 'work' and get / stay fit whilst at home. Try Cristiano Ronaldo's @ HOME workout

[Cristiano Ronaldo Shows his Workout Routine! - YouTube](#)



https://www.youtube.com/watch_popup?v=EINol-9M66Y

2. Make a poster/one page about The Big Bang Theory using drawings, words, signs or sentences.

* This may include the information about time frames, matter formation, reactions and supportive evidence to this scientific theory.

3. Upload your poster to the STEM channel of your Seesaw Portfolio.

It's raining	llueve
It's windy	Hace viento
It's nice weather	Hace buen tiempo
It's bad weather	Hace mal tiempo

For example:

Domingo		Hace sol
Lunes		
Martes		
Miércoles		
Jueves		
Vienes		
Sábado		

	 <p>S-P-A-C-E-S</p> <p>FACE IN THE SPACE</p>			
--	---	---	--	--

