

Grade 3 – Week 3 – Monday 26th July

REMOTE TEACHING SESSION: 9am – 10:00am

The link to your child's Webex meeting is listed in the table below. Instructions on how to access your child's Webex meeting are available on Sentral.

Advice for accessing your child's Webex meeting:

- Please log on 5 minutes before the start time.
- Ask your child to organise the resources they will need prior to the start time.
- When signing in, please use your child's name as this will be the name displayed to their teacher during the meeting.
- If you have any questions or you are not able to access the Webex meeting, please refer to the instructions available on Sentral or contact the school via phone on 03 8766 4000 or email at barton.ps@education.vic.gov.au.

Grade	Teacher	Personal Room Link	Personal Room Number
3A	Mrs Godenzi	https://eduvic.webex.com/meet/godenzi.melissa.m	577-953-955
3B	Miss Denny	https://eduvic.webex.com/meet/denny.shae.e	573-216-738
3C	Miss Mann	https://eduvic.webex.com/meet/mann.meaghan.j	577-747-960
3D	Mrs Blick	https://eduvic.webex.com/meet/blick.rhiannon.b	579-426-855
3E	Mr McLaughlin	https://eduvic.webex.com/meet/mclaughlin.hugh.h	573 422 814
3F	Mr Lyon	https://eduvic.webex.com/meet/brayden.lyon	165-964-2868


Optional: Drop in support session: 12:00pm – 12:30pm

Grade	Teacher	Personal Room Link	Personal Room Number
3	Specialist Teacher	https://eduvic.webex.com/meet/godenzi.melissa.m	577-953-955

Optional: Live Specialist Session 1:00pm-1:30pm daily

Grade	Specialist Class	Personal Room Link	Personal Room Number
3	Monday – Visual Art	All sessions: https://eduvic.webex.com/meet/french.justine.m	573-944-792

Grade 3 – Week 3 – Monday 26th July


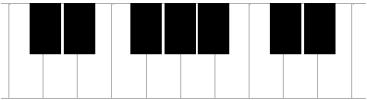


<p>Task</p>	<p>Webex remote teaching session WebEx class lesson starts at 9am.</p> <p>Please log on 5 minutes before and have the resources listed below ready.</p> <p>You will need:</p> <ul style="list-style-type: none"> • Device with internet access • Writing paper • Pencil <p>Please note:</p> <ul style="list-style-type: none"> • Attendance will be marked • Camera on, and microphone muted 	<p>Using the diagram below or make your own</p> <p>What do you know about the Olympics?</p> <p>Perhaps you already know a little about the Olympic Games. Maybe you know a lot!</p> <p>You can watch the BTN to help you. https://www.abc.net.au/btn/classroom/2020-tokyo-olympics/13446864</p> <p>Write down all of the things you know about the Olympic Games. Some headings have been provided to prompt you and help organise your ideas.</p> <p>History of the Olympics. Who is in the Olympics? When is the Olympics? Sports in the Olympics? Traditions and ceremonies? Anything else?</p>  <p>This can be printed below.</p>	<p>Imagine trying to tell people how big the fish you caught was, or the size of the door you wanted them to make, or the amount of fabric you wanted to buy.</p> <ol style="list-style-type: none"> 1. Why do you think length is important? 2. How can we tell a person how big something is without using a tape measure or ruler? 3. Watch the clip by Mark Weakland called how tall? https://www.youtube.com/watch_popup?v=V_FByQfuAG8&t=7s- <p>Measure these things at your house with your hands.</p> <table border="1" data-bbox="1288 957 1724 1220"> <thead> <tr> <th>Item</th> <th>How many hands?</th> </tr> </thead> <tbody> <tr> <td>desk or table</td> <td></td> </tr> <tr> <td>bed</td> <td></td> </tr> <tr> <td>chair</td> <td></td> </tr> <tr> <td>book</td> <td></td> </tr> <tr> <td>Your choice</td> <td></td> </tr> </tbody> </table> <p>Extension: Worded problem:</p>	Item	How many hands?	desk or table		bed		chair		book		Your choice		<ol style="list-style-type: none"> 1. Read the book “Rosie Revere, Engineer”. Log onto Get Epic! https://www.getepic.com/sign-in Classcode: dyj4844 <p>Search the title of the book.</p> <p>Or you can listen to the text by clicking on this link: Rosie Revere, Engineer</p> <ol style="list-style-type: none"> 2. Write down the different steps Rosie takes to create her invention. <p>Remember the 4 steps of the design process:</p> <ul style="list-style-type: none"> ○ Investigating ○ Generating ○ Producing ○ Evaluating <p>Did Rosie follow the different steps of the Design Process?</p>
Item	How many hands?															
desk or table																
bed																
chair																
book																
Your choice																

Grade 3 – Week 3 – Monday 26th July

		<p>Extension: Answer these quiz questions</p> <p>1. How many times has Australia hosted the Olympics?</p> <ul style="list-style-type: none">(a) 1(b) 2(c) 3 <p>2. Which Australian city has bid to host the 2032 Olympic Games?</p> <ul style="list-style-type: none">(a) Melbourne(b) Adelaide(c) Brisbane <p>3. Which country hosted the first modern Olympics?</p> <ul style="list-style-type: none">(a) Italy(b) Greece(c) United Kingdom	<p>Benjamin is taller than Merlin. Gweneth is shorter than Charlotte. Charlotte is shorter than Merlin. Who is the tallest? Who is the shortest?</p> <p>Draw your answer</p>	
--	--	---	--	--

Grade 3 – Week 3 – Monday 26th July

Optional Specialist Activities

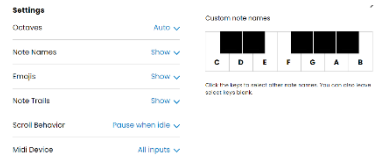
Art	Performing Arts	P.E.	STEM	SPANISH
<p>Learning Intention: We are learning about creating Art work based on the style of artist, Raku Inoue.</p> <p>Success Criteria: I can...</p> <ul style="list-style-type: none"> Use the art style from artist, Raku Inoue to inspire my work. Use sticks, leaves, seeds and flowers from outside. Put the sticks, leaves and seeds onto a piece of paper to create an insect.  <p>Resources: Small cup, greylead pencil, coloured pencils, crayons and paper.</p> <p>Task Steps 1) Watch this video about creating insects.</p>	<p>Learning Intention: We are learning about the keyboard and treble clef</p> <p>Success Criteria: I can...</p> <ul style="list-style-type: none"> Use a device to access the Chrome Music Lab – Shared Piano I can play a melody on the piano <p>Resources:</p> <ul style="list-style-type: none"> Device Optional: Pencil & Paper <p>Task:</p> <ol style="list-style-type: none"> Using a device go the website: https://musiclab.chromeexperiments.com/Shared-Piano/  <ol style="list-style-type: none"> Click/press on the different notes to create a melody (the tune, how the highs and lows change) To start again click/press on 'Clear' To identify the different notes of the keyboard click 	<p>Learning Intention: We are learning to add 2 new facts to our brain about the Olympics and participate in an exercise circuit</p> <p>Success Criteria: I can...</p> <ul style="list-style-type: none"> Try my best Move my body Get my heart rate up <p>Resources:</p> <ul style="list-style-type: none"> Paper/Pencil A small space to complete different exercises A drink bottle <p>Task: OLYMPICS TOKYO 2020</p>  <p>1.) Watch this quick introduction video about the Olympics starting this weekend! Write down 2 new interesting facts you learnt. https://www.youtube.com/watch_popup?v=WBPISN_wl0M</p>	<p>Learning Intention: We are learning about shadows.</p> <p>Success Criteria:</p> <ul style="list-style-type: none"> I can investigate what causes shadows. I can use my understanding about shadows to create my favourite shadow puppet cartoon character.  <p>Resources:</p> <ul style="list-style-type: none"> Paper Cardboard Flashlight/torch (or in-built mobile phone torch) <p>Task</p> <ol style="list-style-type: none"> Watch this clip about shadows. https://clickv.ie/w/6k8g 	<p>Learning Intention: We are learning how to ask and answer the question, "Where do you live?" (¿Dónde vives?) in Spanish.</p> <p>Success Criteria: I can...</p> <ul style="list-style-type: none"> Create a song <p>Resources:</p> <ul style="list-style-type: none"> Device Paper and pencils <p>Task:</p> <ul style="list-style-type: none"> First, re-watch: https://www.youtube.com/watch_popup?v=EE_a68V1C2k Then, using the tune of the song, add some lyrics to the song and record yourself singing! <p>For example: Yo vivo en Australia Yo vivo en Victoria Yo vivo en Cranbourne</p>

Grade 3 – Week 3 – Monday 26th July

https://youtu.be/oW804tc_wm4

- 2) Ask your parent or adult if you can go outside to find some sticks, seeds and leaves.
- 3) Collect objects with different sizes and shapes.
- 4) Place onto a table and create an insect.
- 5) If the objects are dry you can use a glue stick to glue onto paper.

on 'Settings', 'Note Names - Show'



5. Optional: Write down the notes (letter names) of your melody

2.) Complete this circuit video called "This or That" and have fun! 😊

https://www.youtube.com/watch_popup?v=2xXe4FT_H_s


Optional: Take a photo of the facts you wrote down and email it to Barton. Tag Mrs. Long or Mr. Harrison in the email and we will choose a few to share in our next Barton Newsletter!

barton.ps@education.vic.gov.au

[u](#)

Extra optional extension:

If you want to do the extra 'work' and get / stay fit whilst at home. Try Cristiano Ronaldo's @ HOME workout [Cristiano Ronaldo Shows his Workout Routine! - YouTube](#)



2. Draw your favourite cartoon character on a cardboard/paper.

3. Cut it around and paste on a stick.

4. Hold it in-between the light source and a wall to cast the shadow.

5. Do some decorations on your puppet and see whether it makes any changes to the shadow.

6. Move the puppet towards and away from the light source and observe the changes of the shadow.

Grade 3 – Week 3 – Monday 26th July

What do you know about the Olympics?

Perhaps you already know a little about the Olympic Games. Maybe you know a lot!

Use the spaces on this page to jot down all of the things you know (or think you might know) about the Olympic Games. Some headings have been provided to prompt you and help organise your ideas. There are no wrong answers here so don't worry if there are some parts you're not quite sure about or if you don't have a lot to write down. You can return to this task at the end of your learning to add all of your new knowledge and see how much you have learnt!

WHAT?

WHY?

WHEN?

WHO?

WHERE?

HISTORY

THE OLYMPICS

TRADITIONS AND SYMBOLS

SPORTS

ANYTHING ELSE YOU KNOW?

ANYTHING ELSE YOU WANT TO KNOW?