

Monday July 26th

Grade 2 Term 3 2021

23/07/2021

REMOTE TEACHING SESSION: 10.30am – 11.30am daily

Grade 2 students will receive a 1 hour face to face remote teaching session with their teacher each day. These sessions will be run using Webex and will focus on Reading, Writing, Maths or Inquiry.

The link to your child's Webex meeting is listed in the table below. Instructions on how to access your child's Webex meeting are available on Sentral.

Advice for accessing your child's Webex meeting:

- Please log on 5 minutes before the start time.
- Ask your child to organise the resources they will need prior to the start time.
- When signing in, please use your child's name as this will be the name displayed to their teacher during the meeting.
- If you have any questions or you are not able to access the Webex meeting, please refer to the instructions available on Sentral or contact the school via phone on 03 8766 4000 or email at barton.ps@education.vic.gov.au.

Grade	Teacher	Personal Room Link	Personal Room Number
2A	Ms van Dam	https://eduvic.webex.com/meet/vandam.katrina.k	573-616-955
2B	Miss Keyworth	https://eduvic.webex.com/meet/keyworth.claire.c	570-038-656
2C	Mr Abella	https://eduvic.webex.com/meet/abella.aaron.a	576-477-614
2D	Miss Gianarelli	https://eduvic.webex.com/meet/gianarelli.simone.k	584-874-482
2E	Mr Rendall	https://eduvic.webex.com/meet/rendall.fraser.w	165-312-7581
2F	Miss Evans	https://eduvic.webex.com/meet/evans.jayde.t	578-446-708
2G	Miss Ivin	https://eduvic.webex.com/meet/ivin.rachel.r	575-425-326

PRIMARY SCHOOL

Monday July 26th

Grade 2 Term 3 2021

23/07/2021

Optional: Drop in support Session: 12:00pm – 12:30pm

Grade	Teacher	Personal Room Link	Personal Room Number
2	Specialist Teacher	https://eduvic.webex.com/meet/vandam.katrina.k	573-616-955

Optional: Live Specialist Session 1:00pm-1:30pm daily

Grade	Specialist Class	Personal Room Link	Personal Room Number
2	Monday – Art Tuesday – STEM Wednesday – Spanish Thursday – Sport Friday – Performing Arts	All sessions: https://eduvic.webex.com/meet/french.justine.m	573-944-792

Monday July 26th 2021



Today you will need:

<input type="checkbox"/> Writing Pencil	<input type="checkbox"/> Stopwatch	<input type="checkbox"/>	<input type="checkbox"/>
<input type="checkbox"/> Paper/Book	<input type="checkbox"/>	<input type="checkbox"/>	<input type="checkbox"/>
<input type="checkbox"/> A device	<input type="checkbox"/>	<input type="checkbox"/>	<input type="checkbox"/>

	Inquiry– Webex	Activity 1 - Literacy	Activity 2 – Maths
Learning intention	We are learning about Olympic mascots.	We are learning to write a cinquain poem.	We are learning about measuring time.

Monday July 26th
Grade 2 Term 3 2021

23/07/2021

<p>Success criteria</p>	<p>I can:</p> <ul style="list-style-type: none"> • Understand what mascots are and how they represent culture. • Brainstorm what makes a good mascot. • Create my own mascot to represent my culture. 	<p>I can:</p> <ul style="list-style-type: none"> • Understand the structure of a cinquain poem. • Use the structure to write a cinquain poem. • Show 5 star work. 	<p>I can:</p> <ul style="list-style-type: none"> • Create an obstacle course. • Use a stopwatch. • Read seconds and minutes.
<p>Task</p>	<p>Webex remote teaching session</p> <p>WebEx class lesson starts at 10:30am.</p> <p>Please <u>log on 5 minutes</u> before and have the resources listed below ready.</p> <p>You will need:</p> <ul style="list-style-type: none"> • Paper • Writing Pencil • Coloured pencils/crayons 	<p>You will need to complete this activity AFTER the online meeting with your class.</p> <p>We practiced writing cinquain poems last week (we wrote them about animals).</p> <p>Today we would like you to write a cinquain poem about your cultural mascot.</p> <p>Remember to use the structure of a cinquain poem. We have included an example to help you.</p> 	 <p>Overview of the Olympics for Kids Learn all about the history of the Olympic games:</p> <p>https://www.youtube.com/watch?v=xBsRx4wN_v4</p> <p>With the Olympics beginning, a lot of the events held are determined by the quickest time. We want you to create</p>

Monday July 26th

Grade 2 Term 3 2021

23/07/2021

		Koalas	Title	<p>an obstacle course with the things around your home.</p> <p>You design the rules and expectations for the different parts of your course (crawling, hopping, running etc).</p> <p>Next, you will time yourself and a family member using a stopwatch to figure out how long it will take to complete your obstacle course. Familiarise yourself with the seconds and minutes on a stopwatch.</p> <p>*You could use the stopwatch on an iPad, mobile phone, Fitbit, or access an online stopwatch using this link* https://www.online-stopwatch.com/</p> <p>The quickest time is the winner for your event.</p> <p>Try answering these questions when you've completed your obstacle course activity:</p>
		Soft, Cuddly	Two descriptive words (adjectives)	
		Sleeping, Eating, Climbing	Three action words (verbs)	
		Australian icon	A feeling about the title	
		Bear	Synonym for the title.	
<p>When you have finished writing your poem, please upload your cinquain poem to Seesaw.</p>				

1. Which colour medal do you get for coming 1st, 2nd and 3rd?
2. Which is quicker - 20 seconds or 50 seconds?
3. Which is longer – 50minutes or 20 seconds?

Indoor Obstacle Example:



Outdoor Obstacle Example:





Optional: Choice Board

You may like to choose extra activities to complete today from your choice board.

<p>Create a Lego clock.</p> 	<p>Complete a guided drawing on YouTube.</p>  <p>Art for Kids Hub - YouTube</p>	<p>Build a blanket cubbyhouse. Draw up a plan for your cubbyhouse and create a list of items you will need.</p> 	<p>Record yourself reading your favourite book and post it on Seesaw.</p> 
<p>Visit https://olympics.com/tokyo-2020/en/ to learn more about the Olympics. Share 3 things that you learnt with a family member.</p>	<p>Create a yummy lunch for a picnic at home with your favourite toys or furry friends.</p> 	<p>Use Lego or toys to create different fractions such as $\frac{1}{2}$, $\frac{1}{4}$ and $\frac{1}{8}$.</p> 	<p>Interview members of your household, or other family members and record what they say. Think of some questions you'd like to ask them before you start the interview.</p>
<p>Find different 3D objects around your house and draw them on paper.</p> 	<p>Create a Joy Jar. Each day this week, write a sentence on a piece of paper about what made you joyful that day.</p> 	<p>Log onto Mathletics and earn 1000 points.</p> 	<p>Write an acrostic poem about the Olympics.</p> 

SPECIALIST ACTIVITIES (OPTIONAL)

Art	Performing Arts	Physical Education	STEM	Spanish						
<p>Learning Intention: We are learning about making 3D Art using different materials.</p> <p>Success Criteria: I can:</p> <ul style="list-style-type: none"> Find some cardboard from a cereal box. (cardboard that's easy to cut. Draw a robot onto paper using squares, rectangles and other shapes. Use my drawing to cut out the shapes I need from the cardboard. Cut the cardboard into squares and rectangles.  <p>Resources:</p>	<p>Learning Intention: We are learning about singing and the different sounds that instruments make.</p> <p>Success Criteria: I can...</p> <ul style="list-style-type: none"> Watch two videos about musical instruments Guess some of the different instrument sounds Say which instruments we have at school <p>Resources:</p> <ul style="list-style-type: none"> Device Your voice Paper (if doing optional extra) Pencil (if doing optional extra) Coloured pencils (if doing optional extra) <p>Task:</p> <ol style="list-style-type: none"> Use your device to watch this video: 	<p>Learning Intention: We are learning to add one new fact to our brain about the Olympics and participate in an exercise circuit</p> <p>Success Criteria: I can...</p> <ul style="list-style-type: none"> Try my best Move my body Get my heart rate up <p>Resources:</p> <ul style="list-style-type: none"> Pencil/Paper A small space to complete different exercises A drink bottle <p>Task:</p> <p>OLYMPICS TOKYO 2020</p> 	<p>Learning Intention: We are learning about Earth's resources.</p> <p>Success Criteria: I can...</p> <ul style="list-style-type: none"> Identify the natural resources I use every day <p>Resources:</p> <ul style="list-style-type: none"> Device Paper Pencil <p>Task:</p> <ol style="list-style-type: none"> Watch this clip: https://www.youtube.com/watch_popup?v=Qw6uXh9yM54&ab_channel=Turtlediary Make a list of the natural resources listed in the video Choose two of the resources and draw/write about how you use these in your everyday life. Upload your work to the STEM channel of your SeeSaw Portfolio. 	<p>Learning Intention: We are learning to talk about the weather in Spanish</p> <p>Success Criteria: I can...</p> <ul style="list-style-type: none"> Create a poster about today's weather in Spanish <p>Resources:</p> <ul style="list-style-type: none"> Paper and pencils device <p>Task:</p> <ul style="list-style-type: none"> First, re-watch: https://www.youtube.com/watch_popup?v=aTca3dvTRNk and practice saying the words out loud with the actions and singing along at the end Then, using the vocabulary we learnt last week: <table border="1" data-bbox="1776 1230 2141 1361"> <tr> <td colspan="2">What's the weather today?</td> </tr> <tr> <td colspan="2">¿Qué tiempo hace hoy?</td> </tr> <tr> <td>It's raining</td> <td>llueve</td> </tr> </table>	What's the weather today?		¿Qué tiempo hace hoy?		It's raining	llueve
What's the weather today?										
¿Qué tiempo hace hoy?										
It's raining	llueve									

Cardboard from a box, scissors, glue stick, pencil, paper.

Task

Steps:

- 1) Find some cardboard from a cereal box. (cardboard that's easy to cut.
- 2) Draw a robot onto paper using squares, rectangles and other shapes.
- 3) Use my drawing to cut out the shapes I need from the cardboard.
- 4) Cut the cardboard into squares and rectangles.

2. https://www.youtube.com/watch_popup?v=-kgpy-m9B6s
3. Use your device to watch this video:
https://www.youtube.com/watch_popup?v=3ogepZsCnbY
4. See how many instrument names you know before the video tells you the answer
5. Tell someone in your house which instruments we have at school

Optional extra:

Draw a picture of your favourite instrument and upload it to Seesaw

1.) Watch this quick introduction video about the Olympics starting this weekend! **Write one new interest fact that you learnt.**

https://www.youtube.com/watch_popup?v=Uk0tPbek-oc

2.) Complete this circuit video called "This or That" and have fun! 😊

https://www.youtube.com/watch_popup?v=64dwDPBloUQ

Optional: Take a photo of the facts you wrote down and email it to Barton! Tag Mrs. Long or Mr. Harrison in the email and we will choose a few to share into our next Barton Newsletter!

barton.ps@education.vic.gov.au


Extra optional extension:

If you want to do the extra 'work' and get / stay fit whilst at home. Try Cristiano Ronaldo's @ HOME workout

[Cristiano Ronaldo Shows his Workout Routine! - YouTube](#)

Examples:

I eat vegetables that use sun, water and air to grow.



I use paper to write on, and there is paper in my books. Paper comes from trees. I also use wood from trees because my furniture is made from wood.



It's snowing	nieva
It's freezing	hiela
Today..	Hoy..

create a poster like the one below about today's weather!

