

Weekly Planner – Grade 1 Friday Week 2

22/07/2021

REMOTE TEACHING SESSION: 10:30am – 11:30am daily

Grade 1 students will receive a 1hour face to face remote teaching session with their teacher each day. These sessions will be run using Webex and will focus on Reading, Writing, Maths or Inquiry. The link to your child's Webex meeting is listed in the table below.

Advice for accessing your child's Webex meeting:

- Please log on 5 minutes before the start time.
- Ask your child to organise the resources they will need prior to the start time.
- When signing in, please use your child's name as this will be the name displayed to their teacher during the meeting.
- If you have any questions or you are not able to access the Webex meeting, please refer to the instructions available on Sentral or contact the school via phone on 03 8766 4000 or email at barton.ps@education.vic.gov.au.



Grade	Teacher	Personal Room Link	Personal Room Number
1A	Melanie Chand	https://eduvic.webex.com/meet/synan.melanie.m	573-822-305
1B	Kate Fishwick	https://eduvic.webex.com/meet/fishwick.kate.k	571-548-658
1C	Alice Michael & Cianna Commerford	https://eduvic.webex.com/meet/eadie.alice.a	577-080-342
1D	Emma Buggy & Michelle Krejic	https://eduvic.webex.com/meet/buggy.emma.e	577-983-772
1E	Ebony Elysee	https://eduvic.webex.com/meet/ebony.elysee	165-720-4298
1F	Kate Rodgers	https://eduvic.webex.com/meet/kate.rodgers	165-627-4063
1G	Liam Young	https://eduvic.webex.com/meet/young.liam.l	578-954-763

Optional: Drop in support session: 12:00pm – 12:30pm

Grade	Teacher	Personal Room Link	Personal Room Number
1	Specialist Teacher	https://eduvic.webex.com/meet/synan.melanie.m	573-822-305

Optional: Live Specialist Session 1:00pm-1:30pm daily

Grade	Specialist Class	Personal Room Link	Personal Room Number
1	Friday – Performing Arts	All sessions: https://eduvic.webex.com/meet/french.justine.m	573-944-792

Friday			
Today you will need: <input type="checkbox"/> Paper <input type="checkbox"/> Grey lead pencil <input type="checkbox"/> Coloured pencils <input type="checkbox"/> Small objects <input type="checkbox"/>			
Inquiry	Writing	Maths	
Learning intention	We are learning about the sea (ocean).	We are learning about sentences.	We are learning about subtraction.
Success criteria	I can: <ul style="list-style-type: none"> Think of things I like about the sea (ocean). Share my ideas with others. 	I can: <ul style="list-style-type: none"> Discuss facts in the picture. Write sentences about the picture. Include a capital letter, finger spaces and a full stop. 	I can: <ul style="list-style-type: none"> Count backwards to solve problems. Use small objects or drawings to show my answer.
Task	Webex remote teaching session Webex class lesson starts at 10:30am . Please <u>log on 5 minutes</u> before and have the resources listed below ready. You will need: <ul style="list-style-type: none"> Paper Grey lead pencil Coloured pencils or crayons 	<p style="text-align: center;">Sentences!</p>  <ol style="list-style-type: none"> Look at the picture above. Say what you can see. Write 3 or more sentences to describe the picture. 	<p style="text-align: center;">Subtraction!</p> <p>Solve the problems below, try and come up with more than one answer. You can draw a picture or use small objects to help you solve the problems.</p>  <p>I had 6 ice creams. Then some got eaten. How many could I have left?</p> <p>Write a number sentence to show what happened and draw a picture to match.</p> <p>6 – ___ = ___</p> <p>I had 12 ice creams. Then some got eaten.</p>

4. Reread your sentences and check they have a capital letter at the start, finger spaces and a full stop at the end.

For example:

I see a cow jumping over the moon.

The cat is playing the violin.

Challenge:

1. Edit these sentences. Make sure they have a capital letter, finger spaces and a full stop.

it is night time

thedog is white and small

isee stars inthe. sky

Write a number sentence to show what happened and draw a picture to match.

$$12 - \underline{\quad} = \underline{\quad}$$

Challenge:

I have 2 ice creams left. How many got eaten?

$$\underline{\quad} - \underline{\quad} = 2$$

I have 5 ice creams left. How many got taken away?

$$\underline{\quad} - \underline{\quad} = 5$$

Fun Activities

Dance party



Free drawing



Go outside and play a game in your backyard





Sing your favourite song



Play a card game



Optional Specialist Activities


Art	Performing Arts	P.E.	STEM	SPANISH
<p>Learning Intention: We are learning about using geometric shapes to make animals.</p> <p>Success Criteria: I can:</p> <ul style="list-style-type: none"> Use geometric shapes to make an animal <p>Resources: Greylead pencil, coloured pencils, crayons and paper.</p>  <p>Task: 1) Watch the video and follow along to draw the different animals they make using shapes: Drawing Shapes for Kids </p>	<p>Learning Intention: We are learning about making a rhythm pattern and a sound song</p> <p>Success Criteria: I can:</p> <ul style="list-style-type: none"> Use my body to make 4 different sounds (clap, stomp, click, anything else you can think of) Put my sounds in order to make a rhythm pattern Draw a picture of my sound song <p>Resources: Paper, pencils</p> <p>Task:</p> <ol style="list-style-type: none"> Think of 4 different sounds to make with your body Choose an order for the sounds (1. Clap, 2. Click, 3. Stomp) Choose how many times to make each sound (Clap 3 	<p>Learning Intention: We are preparing for gymnastics</p> <p>Success Criteria:</p> <ul style="list-style-type: none"> I can control my body while performing different balance and movement skills I can move my body safely while attempting my moves <p>Resources: 20-25 books (of any sort)</p> <p>Task: Warm up: First, complete this quick warm up: https://www.youtube.com/watch?v=EYDDtJ6TtQ</p> <p>Main Activity: Obstacle Course Next, you are going to create an obstacle course from start to finish.</p> <ol style="list-style-type: none"> Create a trail inside to follow. 	<p>Learning Intention: We are learning about changes in the sky.</p> <p>Success Criteria: I can...</p> <ul style="list-style-type: none"> Investigate changes in the sky Show how day and night are different <p>Resources:</p> <ul style="list-style-type: none"> Device Paper Coloured pencils <p>Task: Watch this clip about day and night https://clickv.ie/w/EBsq</p> <p>Make a poster that shows how day and night are different.</p> <p>Examples:</p> 	<p>Learning Intention: We are learning to count to 20 in Spanish</p> <p>Success Criteria:</p> <ul style="list-style-type: none"> I can practice counting out loud in Spanish <p>Resources:</p> <ul style="list-style-type: none"> Paper and pencils Device <p>Task:</p> <ul style="list-style-type: none"> First, watch https://www.youtube.com/watch?v=6FEyfy5N3Nc and count along with Basho. Collect some objects from around the house. For example: spoons, socks, pencils, toys Count how many items you have in each collection, saying the Spanish numbers out loud as you go!

Weekly Planner – Grade 1 Friday Week 2

22/07/2021

[Drawing Animals with Shapes | Learn Shapes and Colors | OKIDOKIDS - YouTube](#)
2) Don't forget to post your animals on Seesaw for us to see!

times, Click 2 times, Stomp 4 times)
4. Draw a picture of your sound song



- Spread out books on the floor to follow (please don't step on the books, as you could slip).
- At every 4th or 5th book you get to, complete a gymnastics exercise.
- The following exercises should be:



Hop on one foot 10 times



Jump in the air 10 times



Leap several times to your next exercise



Do one forward roll



Balance on one foot and count to 10



Crawl like a bear to the next exercise

Extension:

- Draw the collection on a piece of paper and write the Spanish number next to it.



How many laps can you complete in 3 minutes?
Turn your obstacle course into 'the floor is lava'.

