

## Weekly Planner – Grade 56 Week 9

4/09/2020

**REMOTE TEACHING SESSION:** 9am-10am daily

Grade 56 students will receive a 1 hour face to face remote teaching session with their teacher each day. These sessions will be run using Microsoft Teams and will focus on Reading, Writing, Maths or Inquiry.

The link to your child's Microsoft Teams meeting will be sent to them via Microsoft Teams each morning.

**Advice for accessing your child's Microsoft Teams meeting:**


- Please log on 5 minutes before the start time.
- Ask your child to organise the resources they will need prior to the start time.
- If you have any questions or you are not able to access the Microsoft Teams meeting, please refer to the instructions available on Sentral or contact the school via phone on 03 8766 4000 or email at [barton.ps@education.vic.gov.au](mailto:barton.ps@education.vic.gov.au).


## Monday 7<sup>th</sup> September

**Today you will need:**     Device                       Paper                       Pen/pencil                     


                                                                                                                

	Reading	Writing	Maths
<b>Learning intention</b>	We are learning about fluency and expression	We are learning about reading with fluency and expression	We are learning to calculate the cost of materials
<b>Success criteria</b>	I can: <ul style="list-style-type: none"> <li>• Read with expression</li> <li>• Create a script to sell my invention to an investor</li> </ul>	I can: <ul style="list-style-type: none"> <li>• Read with fluency</li> <li>• Read with expression</li> </ul>	I can: <ul style="list-style-type: none"> <li>• Calculate the change</li> <li>• Find the individual cost of all my materials</li> <li>• Calculate the cost of my invention</li> </ul>
<b>Task</b>	<p><b>Teams remote teaching session</b></p> <p>Microsoft Teams class lesson starts at 9am.</p> <p>Please <u>log on 5 minutes</u> before and have the resources listed below ready.</p> <p><b>You will need:</b></p> <ul style="list-style-type: none"> <li>• Device</li> </ul>	<p>Today you will be recording your pitch for the windmill invention. You will be reading the script you wrote in today's explicit reading session.</p> <ol style="list-style-type: none"> <li>1. Practice reading your script. The more you practice reading your script aloud, the more you will read with fluency and expression.</li> <li>2. Record yourself reading your script and upload it to flipgrid <a href="https://flipgrid.com/d8e2a82b">https://flipgrid.com/d8e2a82b</a></li> </ol>	<p><b>Support:</b></p> <p><a href="#">Use the following support resources to help you complete the task:</a></p> <p><a href="#">Australian money (notes and coins):</a></p>  <p>Calculating change: <a href="https://www.youtube.com/watch?v=PZpDeoj1Tqo">https://www.youtube.com/watch?v=PZpDeoj1Tqo</a></p>

			<p><b>Task:</b> This term we have been creating various inventions. Your task is to choose your favourite invention that you would like to create – it is crucial you pick an invention, as you will be working on it <u>ALL</u> week. You will be building your invention with the intention of selling it to people.</p> <p>Once you have chosen your invention, you must complete the following:</p> <ol style="list-style-type: none"> <li>1. Draw a diagram of your invention.</li> <li>2. Label the individual cost of ALL of your materials.</li> <li>3. Calculate the total cost of all materials combined.</li> <li>4. Using money notes only, what notes will you need to purchase your materials?</li> <li>5. What change will you receive if you paid with notes?</li> </ol> <p><b>Challenge:</b> There is a sale on at the warehouse you buy the materials from: “Buy two of the same item and receive a 10% discount of that item”.</p>
--	--	---	---

## Weekly Planner – Grade 56 Week 9

4/09/2020

			<ol style="list-style-type: none"> <li>1. See if this sale can apply to you &amp; work out what the discount of the item will be.</li> <li>2. Calculate the new total cost of ALL your materials.</li> <li>3. Work out the difference between your original price and the new price after the discount has been allocated.</li> </ol>
--	--	--	---

### Tuesday 8<sup>th</sup> September

**Today you will need**

<input type="checkbox"/> Device	<input type="checkbox"/> Pen/pencil	<input type="checkbox"/> paper	<input type="checkbox"/>
<input type="checkbox"/>	<input type="checkbox"/>	<input type="checkbox"/>	<input type="checkbox"/>
<input type="checkbox"/>	<input type="checkbox"/>	<input type="checkbox"/>	<input type="checkbox"/>

	Writing	Reading	Maths
<b>Learning intention</b>	We are learning to evaluate a persuasive pitch	We are learning to evaluate a persuasive pitch	We are learning to create simple budgets

<p><b>Success criteria</b></p>	<p>I can:</p> <ul style="list-style-type: none"> <li>Analyse a pitch</li> <li>Give constructive feedback</li> <li>Identify persuasive techniques</li> <li>Explain what I would do differently next time</li> </ul>	<p>I can:</p> <ul style="list-style-type: none"> <li>Use my knowledge of persuasive techniques</li> <li>Choose the best pitch and explain why</li> <li>Post onto 56 Channel</li> <li>Choose a book I enjoy</li> <li>Log my reading on Kluwell</li> </ul>	<p>I can:</p> <ul style="list-style-type: none"> <li>Create a budget</li> <li>Calculate the total cost of my invention</li> </ul>
<p><b>Task</b></p>	<p><b>Microsoft Teams remote teaching session</b></p> <p>Teams class meeting begins at <b>9am</b></p> <p>Please <u>log on 5 minutes</u> before and have the resources listed below ready.</p> <p><b>You will need:</b></p> <ul style="list-style-type: none"> <li>Device</li> </ul>	<p><b>Task 1:</b></p> <p>Read through your evaluation (the answers to the questions) of each class pitch from today's lesson. Which business do you think had the <b>best pitch</b> and <b>why</b>?</p> <p>Post onto the grade 56 Channel and the investors will take into consideration your decision! (Please <b>do not</b> vote for your own business).</p> <p><b>Task 2:</b></p> <p>If you were to make your own lemonade business what would the name, slogan and logo be?</p> <p>Create a poster advertising your product or a business plan that you would pitch to investors!</p>	<p><b>Support:</b> You are completing a money quiz as a warm up to the task. Please have a pen and paper ready to go. Make sure you pause the video to answer the question on your page. <a href="https://clickv.ie/w/gZso">https://clickv.ie/w/gZso</a></p> <p><b>Task:</b> Your task today is to create a budget for your invention from Monday. You can create this either on an Excel document, Word document or in a table in your book. Inside this budget you need to include the following:</p> <ul style="list-style-type: none"> <li>Cost of individual material</li> <li>How much you need of each material</li> <li>Total cost of materials</li> <li>Total cost of the invention</li> </ul>

**Task 3:**

Read a book for enjoyment and log your reading on Kluwell

*Example:*

	A	B	C	D
1	<b>Miss Barry's Robot:</b>			
2				
3	<b>Item:</b>	<b>Cost of material:</b>	<b>How many I need:</b>	<b>Total cost:</b>
4	Metal Arms	\$19.85	2	\$39.70
5	Metal Legs	\$23.00	2	\$46
6	Metal Eyes	\$2.50	2	\$5
7	Metal Nose	\$1.95	1	\$1.95
8	Metal Mouth	\$3.75	1	\$3.75
9	Metal Body	\$34.60	1	\$34.60
10	Metal Head	\$7.70	1	\$7.70
11	<b>TOTAL:</b>		10	\$138.70
12				

**Challenge:** When inventing something, it takes time to build the machine and it needs to be packaged ready to be sold to potential buyers.

Include in your budget the following:

- Labour (work) – *Consider the time it would take to build the machine.*
- Packaging – *Consider the sizing/type of material you would pack your machine in.*

### Wednesday 9<sup>th</sup> September

**Today you will need:**

<input type="checkbox"/> Device	<input type="checkbox"/> Pencil and paper	<input type="checkbox"/>	<input type="checkbox"/>
<input type="checkbox"/>	<input type="checkbox"/>	<input type="checkbox"/>	<input type="checkbox"/>
<input type="checkbox"/>	<input type="checkbox"/>	<input type="checkbox"/>	<input type="checkbox"/>

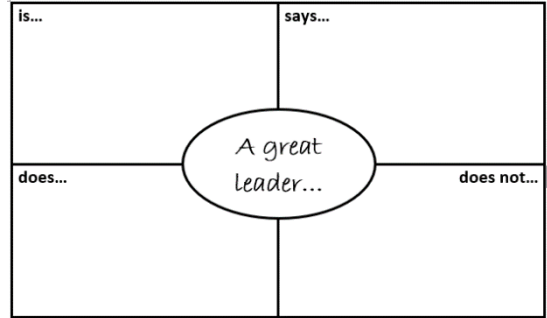
	Maths	Reading	Writing
<b>Learning intention</b>	We are learning calculate the price of objects	We are learning about influential leaders	We are learning about qualities of influential leaders
<b>Success criteria</b>	I can: <ul style="list-style-type: none"> <li>• Calculate the price of different objects</li> <li>• Calculate the difference of different products</li> <li>• Explain my reasoning</li> </ul>	I can: <ul style="list-style-type: none"> <li>• Summarise lives of influential leaders</li> <li>• Describe the motivations of influential leaders</li> <li>• Identify what made someone a leader</li> </ul>	I can: <ul style="list-style-type: none"> <li>• I can identify qualities of influential leaders</li> <li>• I can consider times when I could implement these qualities at school</li> <li>• I can create a fictional interview with an influential leader</li> </ul>


<p><b>Task</b></p>	<p><b>Microsoft Teams remote teaching session</b></p> <p>Teams class meeting begins at <b>9am</b></p> <p>Please <u>log on 5 minutes</u> before and have the resources listed below ready.</p> <p><b>You will need:</b></p> <ul style="list-style-type: none"> <li>• Device</li> <li>• Pencil and paper</li> </ul>	<p>Today you are going to beginning the Grade 5 Leadership/Grade 6 Transition Program. This week we will all be learning about leadership.</p> <p>Watch two of these Clickview videos and answer the below questions for each one:</p> <p>Wangari Maathai <a href="https://clickv.ie/w/fqto">https://clickv.ie/w/fqto</a></p> <p>Koffi Annan <a href="https://clickv.ie/w/4qto">https://clickv.ie/w/4qto</a></p> <p>Amelia Earhart <a href="https://clickv.ie/w/Cqto">https://clickv.ie/w/Cqto</a></p> <p>Dalai lama <a href="https://clickv.ie/w/Jqto">https://clickv.ie/w/Jqto</a></p> <p>Malala Yousafzai <a href="https://clickv.ie/w/Nqto">https://clickv.ie/w/Nqto</a></p> <p>Nelson Mandela <a href="https://clickv.ie/w/Pqto">https://clickv.ie/w/Pqto</a></p> <ol style="list-style-type: none"> <li>1. Take notes on the highlights of this influential leaders life</li> <li>2. What do you think motivated them to create change and lead?</li> <li>3. What made this person a leader?</li> <li>4. What do you think it means to be a leader?</li> </ol> <p>Post your answers on Microsoft Teams in the 'Grade 5 Leadership Team General Channel' if you are in Grade 5 or the 'Grade 6 Transition channel' if you are in Grade 6.</p>	<ol style="list-style-type: none"> <li>1. Consider your answers to 'question 3' from the previous lesson. Create a list of all of the qualities the influential leaders in your video had. An example of a quality would be 'determined'.</li> <li>2. Think of a situation at school where you might need to show these qualities to be a leader. The situation could be things such as someone being excluded from a game, someone doing the wrong thing, helping a friend with their learning.</li> <li>3. When you have your situation and list of qualities, you are going to create a fictional interview with an influential leader of your choice. <ul style="list-style-type: none"> <li>- Include questions such as 'How would you respond if someone was being left out of a game'.</li> <li>- Include 3-5 questions and responses.</li> </ul> </li> </ol>
--------------------	---	--	--



			<ul style="list-style-type: none"><li>- You could write this out, create a video where you act as the leader and interviewer or another format of your choice. Post your interview on Microsoft Teams in the 'Grade 5 Leadership Team General Channel'.</li></ul>
--	--	---	---



<p><b>Task</b></p>	<p><b>Microsoft Teams remote teaching session</b></p> <p>Teams class meeting begins at <b>9am</b></p> <p>Please <u>log on 5 minutes</u> before and have the resources listed below ready.</p> <p><b>You will need:</b></p> <ul style="list-style-type: none"> <li>• Device</li> <li>• Pencil and paper</li> </ul>	<p>Today you are going to complete the CSIRO Bebras Computational Thinking Challenge.</p> <ol style="list-style-type: none"> <li>1. Log on to the challenge using the details your teacher gives you in this morning's meeting. <a href="https://challenge.bebras.edu.au/">https://challenge.bebras.edu.au/</a></li> <li>2. Complete the challenge. You will have 45 minutes.</li> </ol> <p><b>**If you do not have parent permission to complete the challenge you can try a practise challenge <a href="#">here</a> instead:</b></p>	<p>1. Create a chart like this to explain what a great leader is like..</p> <div data-bbox="1496 424 2040 742" data-label="Diagram">  <table border="1" style="width: 100%; height: 100%; text-align: center;"> <tr> <td style="width: 50%; height: 50%;">is...</td> <td style="width: 50%; height: 50%;">says...</td> </tr> <tr> <td style="width: 50%; height: 50%;">does...</td> <td style="width: 50%; height: 50%;">does not...</td> </tr> </table> </div> <p>2. Think about a time in your life when you have been a leader. It could have been at school, at home or even at a hobby or sport.</p> <p>Create a similar chart to above sharing what you did that made you a leader. This time you will have slightly different headings</p>	is...	says...	does...	does not...
is...	says...						
does...	does not...						


			<table border="1" style="width: 100%; border-collapse: collapse;"> <tr> <td style="width: 25%; padding: 5px;">I was...</td> <td style="width: 25%; padding: 5px;">I said...</td> <td rowspan="2" style="width: 20%; text-align: center; vertical-align: middle;"> <div style="border: 1px solid black; border-radius: 50%; padding: 10px; display: inline-block;"> <p>I was a leader when...</p> </div> </td> <td style="width: 30%; padding: 5px;">What I did not do..</td> </tr> <tr> <td style="padding: 5px;">What I did...</td> <td style="padding: 5px;"></td> <td style="padding: 5px;"></td> </tr> </table> <table border="1" style="width: 100%; border-collapse: collapse;"> <tr> <td style="width: 25%; padding: 5px;">           I was...            encouraging            positive            welcoming            caring            hard working            patient         </td> <td style="width: 25%; padding: 5px;">           I said...            "keep going"            "give it another shot"            "You have really improved"            "Thanks for helping me"         </td> <td rowspan="2" style="width: 20%; text-align: center; vertical-align: middle;"> <div style="border: 1px solid black; border-radius: 50%; padding: 10px; display: inline-block;"> <p>I was a leader at dancing</p> </div> </td> <td style="width: 30%; padding: 5px;">           What I did not do..            Exclude others            Put people down         </td> </tr> <tr> <td style="padding: 5px;">           What I did...            Came organised            Helped others to practise            Gave people tips to help them            Asked for help when I needed it            Included new people to the club         </td> <td style="padding: 5px;">           Get annoyed at people when they were still learning            Try to always be the centre of attention         </td> <td style="padding: 5px;">           What I did not do..            Exclude others            Put people down         </td> </tr> </table>	I was...	I said...	<div style="border: 1px solid black; border-radius: 50%; padding: 10px; display: inline-block;"> <p>I was a leader when...</p> </div>	What I did not do..	What I did...			I was... encouraging positive welcoming caring hard working patient	I said... "keep going" "give it another shot" "You have really improved" "Thanks for helping me"	<div style="border: 1px solid black; border-radius: 50%; padding: 10px; display: inline-block;"> <p>I was a leader at dancing</p> </div>	What I did not do.. Exclude others Put people down	What I did... Came organised Helped others to practise Gave people tips to help them Asked for help when I needed it Included new people to the club	Get annoyed at people when they were still learning Try to always be the centre of attention	What I did not do.. Exclude others Put people down
I was...	I said...	<div style="border: 1px solid black; border-radius: 50%; padding: 10px; display: inline-block;"> <p>I was a leader when...</p> </div>	What I did not do..														
What I did...																	
I was... encouraging positive welcoming caring hard working patient	I said... "keep going" "give it another shot" "You have really improved" "Thanks for helping me"	<div style="border: 1px solid black; border-radius: 50%; padding: 10px; display: inline-block;"> <p>I was a leader at dancing</p> </div>	What I did not do.. Exclude others Put people down														
What I did... Came organised Helped others to practise Gave people tips to help them Asked for help when I needed it Included new people to the club	Get annoyed at people when they were still learning Try to always be the centre of attention		What I did not do.. Exclude others Put people down														

Friday 11<sup>th</sup> September




**Today you will need:**

<input type="checkbox"/> Device	<input type="checkbox"/> Pen/pencil	<input type="checkbox"/>	<input type="checkbox"/>
<input type="checkbox"/> paper	<input type="checkbox"/>	<input type="checkbox"/>	<input type="checkbox"/>
<input type="checkbox"/>	<input type="checkbox"/>	<input type="checkbox"/>	<input type="checkbox"/>

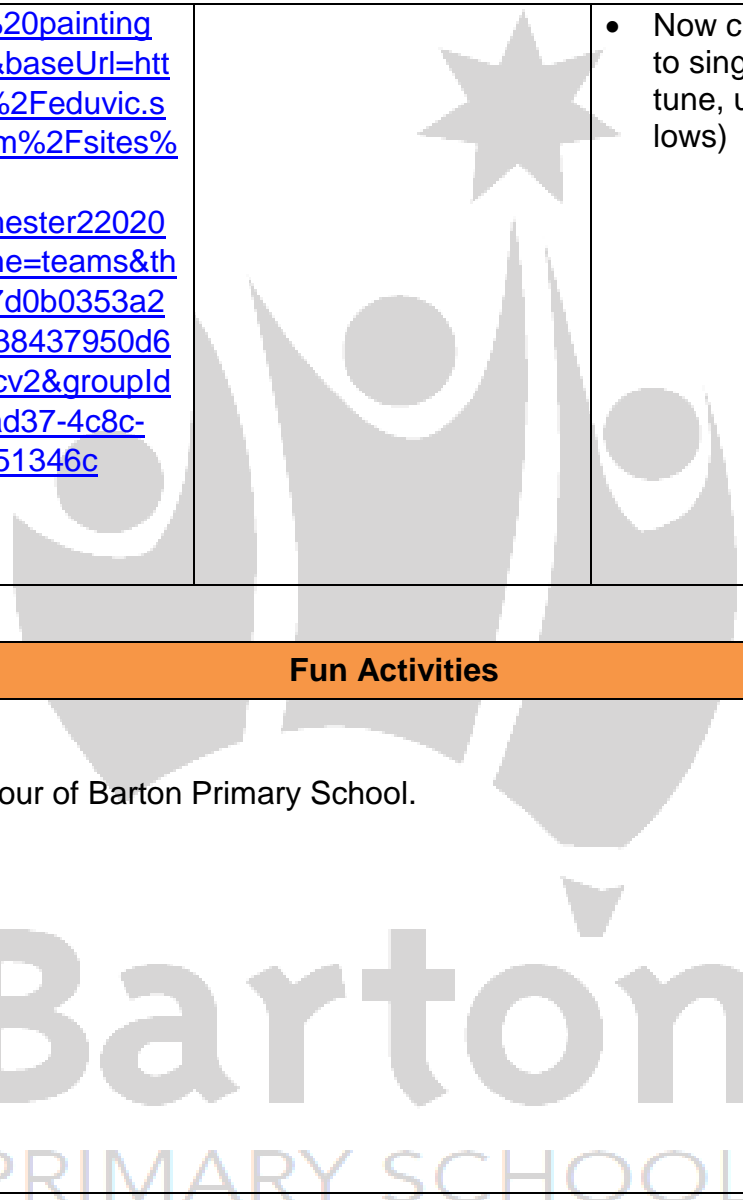
	Inquiry	Reading	Writing	Maths
<b>Learning intention</b>	We are learning about character strengths	We are learning about cyber safety	We are learning about character strengths	We are learning to explain the economic benefits of our product
<b>Success criteria</b>	<p><b>I Can:</b></p> <ul style="list-style-type: none"> <li>Identify the strengths of others</li> <li>Identify my own strengths</li> <li>Understand how my strengths will make me a good leader</li> </ul>	<p>I can:</p> <ul style="list-style-type: none"> <li>Complete the <b>Searching &amp; Researching</b> module of the edigital license</li> <li>Discuss what I have learnt with someone else</li> </ul>	<p>I can:</p> <ul style="list-style-type: none"> <li>Identify my own strengths</li> <li>Understand how my strengths will make me a good leader</li> <li>Share examples of when I have used my strengths</li> </ul>	<p>I can:</p> <ul style="list-style-type: none"> <li>Compare the cost of my product or service to a similar product or service</li> <li>Explain the economic benefits of my product</li> <li>Present a brief to sell my product</li> </ul>

<p><b>Task</b></p>	<p><b>Microsoft Teams remote teaching session</b></p> <p>Teams class meeting begins at <b>9am</b></p> <p>Please <u>log on 5 minutes</u> before and have the resources listed below ready.</p> <p><b>You will need:</b></p> <ul style="list-style-type: none"> <li>• Device</li> </ul>	<ol style="list-style-type: none"> <li>Go to <a href="https://www.digitallicence.com.au/">https://www.digitallicence.com.au/</a> and click login</li> </ol>  <ol style="list-style-type: none"> <li>Use the username and password your teacher gave you last week</li> <li>Complete the module <b>Searching &amp; Researching</b></li> <li>Share something you learnt or found interesting with someone in your family or in your Homegroup channel on Teams</li> </ol>	<p>Think about the strengths you discussed earlier today and that your classmates identified for you.</p> <ol style="list-style-type: none"> <li>What do you think are your top 3 personal strengths?</li> </ol> <p><b>Grade 5:</b> Create a table which looks like this:</p> <table border="1" data-bbox="1086 558 1646 853"> <thead> <tr> <th>Strength</th> <th>Example of when I have used this strength</th> <th>How it will help me be a <b>great leader</b></th> </tr> </thead> <tbody> <tr><td> </td><td> </td><td> </td></tr> <tr><td> </td><td> </td><td> </td></tr> <tr><td> </td><td> </td><td> </td></tr> </tbody> </table> <p><b>Grade 6:</b> Create a table which looks like this:</p> <table border="1" data-bbox="1086 949 1646 1244"> <thead> <tr> <th>Strength</th> <th>Example of when I have used this strength</th> <th>How it will help me <b>transitioning to high school</b></th> </tr> </thead> <tbody> <tr><td> </td><td> </td><td> </td></tr> <tr><td> </td><td> </td><td> </td></tr> <tr><td> </td><td> </td><td> </td></tr> </tbody> </table> <p>Place your top 3 strengths in the table and fill out each row based on that strength</p> <p>Eg.</p>	Strength	Example of when I have used this strength	How it will help me be a <b>great leader</b>										Strength	Example of when I have used this strength	How it will help me <b>transitioning to high school</b>										<p><b>Support:</b></p> <ol style="list-style-type: none"> <li>Read the task below</li> <li>Watch this video: <a href="https://clickv.ie/w/cXto">https://clickv.ie/w/cXto</a></li> <li>Choose a price for your item by rounding the cost of your item to the nearest \$10. For example, if the item cost you \$18.60 to make then you would sell it for \$20.00.</li> <li>Calculate how much money you would make (profit) for every prototype you sell</li> </ol> <p><b>Task:</b> On Tuesday, you created a budget for your invention. Today you need to do the below:</p> <ol style="list-style-type: none"> <li>Do some research and find a product online that is similar to yours. Answer the below questions in your book.             <ol style="list-style-type: none"> <li>Is your product a suitable cost?</li> <li>Have you considered the amount of money you will make after considering</li> </ol> </li> </ol>
Strength	Example of when I have used this strength	How it will help me be a <b>great leader</b>																										
Strength	Example of when I have used this strength	How it will help me <b>transitioning to high school</b>																										

			<b>Strength</b> 	<b>Example of when I have used this strength</b> 	<b>How it will help me be a great leader</b> 	<p>the cost of making the product?  c. How much money will you make (profit) for every item sold?  d. Do you need to change the price of your item?</p> <p>2. Create a video on Flipgrid to sell your product.  <a href="https://flipgrid.com/2e4d864a">https://flipgrid.com/2e4d864a</a>  Include:  a. The cost of your item  b. Details about how your items works  c. Persuade your audience to buy your item</p> <p><b>Challenge:</b></p> <p>Percentage Profit/loss = <math>\frac{\text{profit/loss}}{\text{original cost}} \times 100\%</math></p> <p>Using the formula to calculate profit, can you calculate the profit you will generate if you sold:  1. 1 prototype  2. 60 prototypes</p>
			Creativity 	I thought of a great logo in the lemonade business task 	I will think of new ideas for lunchtime activities 	
			Confidence 	I always share my ideas in maths 	I will be able to speak in front of others 	
			Resilience 	I try again if I don't get an answer right the first time 	I will still be a leader even if I don't get a badge 	
			<p>Can you think of a creative way to share the strengths you have identified?</p> <ul style="list-style-type: none"> <li>- Powerpoint</li> <li>- Poster</li> <li>- Video</li> <li>- Scratch presentation</li> <li>- Comic</li> <li>- Poem</li> <li>- Artwork</li> </ul>			

PE	Art	Environmental Science	Music	Spanish
<p><b><u>Footy Anywhere</u></b></p>  <p><b>These activities will support your training for AFL.</b></p> <p><b>Materials needed:</b></p> <ul style="list-style-type: none"> <li>-Pair of socks</li> <li>-Milk Carton</li> <li>-Egg carton</li> <li>-Boxes</li> </ul> <p>If you're at school, you can still use your pair of socks but get creative with your other materials.</p> <p><b>Watch this video:</b> <a href="https://clickv.ie/w/hkpo">https://clickv.ie/w/hkpo</a></p>	<p><b><u>Coffee Painting</u></b></p> <p><b>You will need:</b></p> <ul style="list-style-type: none"> <li>– Paper (thick paper if you have it)</li> <li>– Paint brush ( or ear buds and cotton buds)</li> <li>– Coffee or tea</li> <li>– Containers</li> <li>– Water</li> <li>– Greylead</li> </ul> <p>Click the link for your step by step instructions. <a href="https://teams.microsoft.com/l/file/E3E6BD2A-4738-4FAB-954E-31294A867F2A?tenantId=d96cb337-1a87-44cf-b69b-3cec334a4c1f&amp;fileType=pptx&amp;objectUrl=https%3A%2F%2Feduc.vic.sharepoint.com%2Fsites%2FEDU%2FVIC-Grade56Semester22020%2FClass%20Materials">https://teams.microsoft.com/l/file/E3E6BD2A-4738-4FAB-954E-31294A867F2A?tenantId=d96cb337-1a87-44cf-b69b-3cec334a4c1f&amp;fileType=pptx&amp;objectUrl=https%3A%2F%2Feduc.vic.sharepoint.com%2Fsites%2FEDU%2FVIC-Grade56Semester22020%2FClass%20Materials</a></p>	<p><b>Bottle versus Tap water</b></p> <p>Watch - <a href="https://clickv.ie/w/OPmo">https://clickv.ie/w/OPmo</a></p> <p><b>Activity:</b></p> <p>Your activity this week is to come up with an advertisement for tap water and why it is better than bottled water.</p> <p>You may design a poster, write a jingle (a jingle is a catchy phrase normally used to sell things), create a newspaper article, song or film your very own TV commercial.</p> <p>Here are some examples:</p> 	<p><b>Songwriting</b></p> <ul style="list-style-type: none"> <li>• Read the poem below:</li> </ul> <p>I woke up on a soft grey morning the sky is blue, I'm still yawning All the angry drivers, seeing red I wish I was back in my big white bed <ul style="list-style-type: none"> <li>• Notice how the words at the end of lines 1 and 2 rhyme? And the words in lines 3 and 4 rhyme also?</li> <li>• Stand outside and take a look around, write down 5 things that you see</li> <li>• For those 5 things that you wrote down, write about the colour or quality (what it's like)</li> <li>• Try to have the last word in lines 1 and 2 rhyme and then 3 and 4 rhyme</li> </ul> </p>	<p><b><u>MI FAMILIA</u></b></p> <p>Draw a picture Of your family</p>  <p>Label your family using Spanish vocabulary.</p> <p>Use the video below to help you: <a href="https://clickv.ie/w/Nzpo">https://clickv.ie/w/Nzpo</a></p> <p><b>Challenge #1:</b> Label all the colours in your picture in Spanish!</p> <p><b>Challenge #2:</b></p>



	<p><a href="https://teams.microsoft.com/join/2fcoffee20painting2056.pptx&amp;baseUrl=https%3A%2F%2Feduc.sharepoint.com%2Fsites%2FEDUVIC-Grade56Semester22020&amp;serviceName=teams&amp;threadId=19:97d0b0353a2d46e3a6ae338437950d6e@thread.tacv2&amp;groupId=b46c34a1-ad37-4c8c-b1a3-c2df9951346c">https://teams.microsoft.com/join/2fcoffee20painting2056.pptx&amp;baseUrl=https%3A%2F%2Feduc.ssharepoint.com%2Fsites%2FEDUVIC-Grade56Semester22020&amp;serviceName=teams&amp;threadId=19:97d0b0353a2d46e3a6ae338437950d6e@thread.tacv2&amp;groupId=b46c34a1-ad37-4c8c-b1a3-c2df9951346c</a></p>		<ul style="list-style-type: none"> <li>• Now create a melody to sing the words to (a tune, using highs and lows)</li> </ul>	<p>Remember the Spanish verb, 'tener', (have in English).</p> <p>Can you make a list of all the family you have?</p> <p>Yo Tengo....</p>
--	---	---	---	--

## Fun Activities

### Digital

[Minecraft School Tour](#) Create a virtual tour of Barton Primary School.

### Wellbeing

[Moon Jellyfish Meditation](#)

### Science

[Phillip Island Nature Parks](#)

## Cooking

### No-Bake Condensed Milk Slice By Ginnymegs

Makes 12

#### Ingredients

225g milk coffee biscuits  
375g condensed milk  
2 cups coconut  
1/2 cup lemon juice



#### Equipment

Slice pan  
Bowl  
Spoon

#### Method

Place a layer of biscuits in a slice pan.  
In a bowl, mix together condensed milk, coconut and lemon juice.  
Pour mixture on top of biscuits. Add another layer of biscuits on top.  
Refrigerate.  
Slice before serving.

## Game

Minute to Win It! You have one minute to build the tallest tower using Lego (or any items you have).

Play by yourself or against others.

If you are playing by yourself, play multiple times and try to build a taller tower each minute.

If you are playing against others, play to see who can build the tallest tower in one minute. Repeat.

**Challenge:** you can only use one hand. You cannot hold the tower with the other hand when adding more blocks.