

## Weekly Planner – **GRADE 2 WEEK 6**

14/08/2020

**REMOTE TEACHING SESSION:** 10.30am – 11.30am daily

Grade 2 students will receive a 1 hour face to face remote teaching session with their teacher each day. These sessions will be run using Webex and will focus on Reading, Writing, Maths or Inquiry.

The link to your child's Webex meeting is listed in the table below. Instructions on how to access your child's Webex meeting are available on Sentral.

### Advice for accessing your child's Webex meeting:

- Please log on 5 minutes before the start time.
- Ask your child to organise the resources they will need prior to the start time.
- When signing in, please use your child's name as this will be the name displayed to their teacher during the meeting.
- If you have any questions or you are not able to access the Webex meeting, please refer to the instructions available on Sentral or contact the school via phone on 03 8766 4000 or email at [barton.ps@education.vic.gov.au](mailto:barton.ps@education.vic.gov.au).

Grade	Teacher	Personal Room Link	Personal Room Number
2A	Mrs Roberts	<a href="https://eduvic.webex.com/meet/roberts.emily.e">https://eduvic.webex.com/meet/roberts.emily.e</a>	573-046-709
2B	Ms van Dam	<a href="https://eduvic.webex.com/meet/vandam.katrina.k">https://eduvic.webex.com/meet/vandam.katrina.k</a>	573-616-955
2C	Mr Abella	<a href="https://eduvic.webex.com/meet/abella.aaron.a">https://eduvic.webex.com/meet/abella.aaron.a</a>	576-477-614
2D	Miss Keyworth	<a href="https://eduvic.webex.com/meet/keyworth.claire.c">https://eduvic.webex.com/meet/keyworth.claire.c</a>	570-038-656
2E	Mrs Duncan	<a href="https://eduvic.webex.com/meet/duncan.jessica.j2">https://eduvic.webex.com/meet/duncan.jessica.j2</a>	578-427-110
2F	Mr Rendall	<a href="https://eduvic.webex.com/meet/rendall.fraser.w">https://eduvic.webex.com/meet/rendall.fraser.w</a>	165-312-7581

**Monday 17th August 2020**

- Today you will need:**
- Device; Laptop or Tablet
  - ClickView
  - Paper
  - Writing Pencil

	Reading	Writing	Maths
<b>Learning intention</b>	We are learning about text types	We are learning to write a procedure text	We are learning about money
<b>Success criteria</b>	I can: <ul style="list-style-type: none"> <li>• Identify different text types</li> <li>• Match an example of texts to a specific text type</li> </ul>	I can: <ul style="list-style-type: none"> <li>• Watch the ClickView video</li> <li>• Make a list of different topics to write procedure texts about</li> </ul>	I can: <ul style="list-style-type: none"> <li>• Identify Australian Coins and their Value.</li> <li>• Order Australian Coins by their Value.</li> <li>• Count a small amount of Australian Coins.</li> </ul>

<p><b>Task</b></p>	<p><b>Webex remote teaching session</b> WebEx class lesson starts at <b>10:30am</b>. Please <u>log on 5 minutes</u> before and have the resources listed below ready.</p> <p><b>You will need:</b></p> <ul style="list-style-type: none"> <li>• A device</li> <li>• Paper</li> <li>• Pen, pencil or something to write with</li> </ul>	<p><b>PROCEDURE WRITING</b></p> <ol style="list-style-type: none"> <li>1. Watch the ClickView video about procedure writing. <a href="https://clickv.ie/w/Xceo">https://clickv.ie/w/Xceo</a></li> <li>1. Write down any questions you might have.</li> <li>2. Write a list of 5 different topics you could write a procedure text on.</li> </ol>	<p><b>COUNTING MONEY</b></p> <ol style="list-style-type: none"> <li>1. Watch the ClickView video to understand how to use the app: <a href="https://clickv.ie/w/jbeo">https://clickv.ie/w/jbeo</a></li> <li>2. Using: <a href="https://www.topmarks.co.uk/monkey-coins-game">https://www.topmarks.co.uk/monkey-coins-game</a> Students to practise all three skills of: <ul style="list-style-type: none"> <li>• Recognising and understanding the Australian Coins value (cents and dollars)</li> <li>• Ordering Australian Coins of ordering from lowest to highest value.</li> <li>• Counting a small amount of Australian Coins.</li> </ul> </li> <li>3. You can also practise counting coins using last week's app too. <a href="https://www.topmarks.co.uk/monkey-toy-shop-money/aud">https://www.topmarks.co.uk/monkey-toy-shop-money/aud</a></li> </ol>
--------------------	--	--	---

**Tuesday 18th August**

- Today you will need:**
- Device; Laptop or Tablet
  - Brown Paper Sandwich Bag for Maths

<input type="checkbox"/> Paper <input type="checkbox"/> Writing Pencil			
	Writing	Reading	Maths
<b>Learning intention</b>	We are learning to write a procedure text	We are learning to sequence a story	We are learning about counting money and problem solving
<b>Success criteria</b>	I can: <ul style="list-style-type: none"> <li>Identify materials or ingredient needed</li> <li>Write steps in the correct order</li> </ul>	I can: <ul style="list-style-type: none"> <li>Read the story on ClickView</li> <li>Draw pictures to sequence the story</li> </ul>	I can: <ul style="list-style-type: none"> <li>Create a lunch order list and spend \$5</li> <li>Use the Guess and Check strategy to complete this problem solving activity.</li> </ul>
<b>Task</b>	<p><b>Webex remote teaching session</b>            WebEx class lesson starts at <b>10:30am</b>.            Please <u>log on 5 minutes</u> before and have the resources listed below ready.</p> <p><b>You will need:</b></p> <ul style="list-style-type: none"> <li>Something to write with</li> <li>paper</li> </ul> <p>Procedure writing... first session.</p>	<p><b>SEQUENCING</b></p> <ol style="list-style-type: none"> <li>Watch this video on ClickView <a href="https://clickv.ie/w/greo">https://clickv.ie/w/greo</a> and listen to 'Where the Forest Meets the Sea', by Jeannie Baker.</li> <li>After reading, think about what events happened at the beginning of the story, the middle and at the end.</li> <li>Draw 3 pictures to illustrate the events that took place in the story at the beginning, middle and end with matching titles.</li> </ol>	<p><b>COUNTING MONEY</b></p> <ol style="list-style-type: none"> <li>Please watch the ClickView Video for instructions and an explanation how to do complete today's problem solving. <a href="https://clickv.ie/w/bfeo">https://clickv.ie/w/bfeo</a></li> </ol> <p><b>Problem Solving Question</b></p> <ol style="list-style-type: none"> <li>Your parents have allowed you to have <i>lunch order</i> for Monday, Wednesday and Friday at school.</li> </ol> <p>They have given you \$5 to spend for each day.</p>

Make sure your pictures are 5-Star and you take your time!

HINT: You may find it helpful to re-watch parts of the story to remind yourself of the events that have happened.

- Next, log onto SeeSaw and complete the reading activity. Don't forget to check the Red Reading and Blue Reading folders for alternate activities.

For the three different days and using the school canteen menu, decide what you want for your lunch order for the three different days making sure you spend exactly \$5.

### School Canteen Menu

Item	Price
Lollipop	\$1.00
Jellybeans	\$1.00
3 Chicken Nuggets	\$1.00
Flavoured Milk (Chocolate or Strawberry)	\$2.00
Water	\$2.00
6 chicken Nuggets	\$2.00
Pie (Meat or Vegetarian)	\$3.00
Burger (Meat or Vegetarian)	\$3.00
Wrap (Chicken or Vegetarian)	\$4.00
Hot Chips with Gravy	\$4.00

- On a piece of paper or brown paper sandwich bag, Write the day, your name and grade and make a list of the items you want. Remember you must spend \$5 exactly.

			<p><b>Challenge:</b></p> <p>4. If you want to practise counting with both cents and dollars, use the challenge School Canteen Menu below.</p> <p><b>Challenge School Canteen Menu</b></p> <table border="1"> <thead> <tr> <th>Item</th> <th>Price</th> </tr> </thead> <tbody> <tr> <td>Lollipop</td> <td>\$0.50c</td> </tr> <tr> <td>Jellybeans</td> <td>\$0.50c</td> </tr> <tr> <td>3 Chicken Nuggets</td> <td>\$1.50c</td> </tr> <tr> <td>Flavoured Milk (Chocolate or Strawberry)</td> <td>\$2.00c</td> </tr> <tr> <td>Water</td> <td>\$2.50c</td> </tr> <tr> <td>6 chicken Nuggets</td> <td>\$2.50c</td> </tr> <tr> <td>Pie (Meat or Vegetarian)</td> <td>\$3.50c</td> </tr> <tr> <td>Burger (Meat or Vegetarian)</td> <td>\$3.00c</td> </tr> <tr> <td>Wrap (Chicken or Vegetarian)</td> <td>\$4.00c</td> </tr> <tr> <td>Hot Chips with Gravy</td> <td>\$4.50c</td> </tr> </tbody> </table>	Item	Price	Lollipop	\$0.50c	Jellybeans	\$0.50c	3 Chicken Nuggets	\$1.50c	Flavoured Milk (Chocolate or Strawberry)	\$2.00c	Water	\$2.50c	6 chicken Nuggets	\$2.50c	Pie (Meat or Vegetarian)	\$3.50c	Burger (Meat or Vegetarian)	\$3.00c	Wrap (Chicken or Vegetarian)	\$4.00c	Hot Chips with Gravy	\$4.50c
Item	Price																								
Lollipop	\$0.50c																								
Jellybeans	\$0.50c																								
3 Chicken Nuggets	\$1.50c																								
Flavoured Milk (Chocolate or Strawberry)	\$2.00c																								
Water	\$2.50c																								
6 chicken Nuggets	\$2.50c																								
Pie (Meat or Vegetarian)	\$3.50c																								
Burger (Meat or Vegetarian)	\$3.00c																								
Wrap (Chicken or Vegetarian)	\$4.00c																								
Hot Chips with Gravy	\$4.50c																								

### Wednesday 19th August

- Today you will need:**
- A device
  - Paper
  - Pen, pencil or som with

	Maths	Reading	Writing
<b>Learning intention</b>	We are learning about shapes	We are learning to sequence a text	We are learning to write a procedural text
<b>Success criteria</b>	I can: <ul style="list-style-type: none"> <li>• Identify shapes around me.</li> <li>• Name common 2D and 3D shapes.</li> </ul>	I can: <ul style="list-style-type: none"> <li>• Read the story on ClickView</li> <li>• Sequence the events of the story</li> </ul>	I can: <ul style="list-style-type: none"> <li>• Identify materials or ingredients needed</li> <li>• Write steps in the correct order</li> </ul>

Task	Webex remote teaching session	SEQUENCING EVENTS	PROCEDURAL WRITING
	<p>WebEx class lesson starts at <b>10:30am</b>. Please <u>log on 5 minutes</u> before and have the resources listed below ready.</p> <p><b>You will need:</b></p> <ul style="list-style-type: none"> <li>• Pencil</li> <li>• Paper</li> <li>• A Computer/Table to complete Essential Assessment</li> </ul>	<p><b>1.</b> Watch this video on ClickView <a href="https://clickv.ie/w/greo">https://clickv.ie/w/greo</a> and listen to 'Where the Forest Meets the Sea', by Jeannie Baker.</p> <p><b>2.</b> Brainstorm the events that took place in the story at the beginning, middle and end. If possible, discuss the main events from the story in order with somebody in your house.</p> <p><b>HINT:</b> Revisit your work from yesterday and the 3 pictures you drew that showed the sequence of events in the story to help you.</p> <p><b>3.</b> Draw the outline of a hamburger using the template below. In the top bun, write what happened at the beginning of the story. In the filling of the burger, write what happened in the middle of the story. Finally, in the bottom bun, write what happened at the end of the story.</p>	<p><b>1.</b> Choose a topic to write a procedure text on.</p> <p><b>2.</b> Don't forget to include the heading, materials/ingredients and steps needed.</p> <p><b>3.</b> Use as much detail as you can!</p> <p><b>LOG ONTO SEESAW AND POST A PHOTO OF YOUR WORK.</b> <b>Please make sure you take a photo where the teacher will be able to see your writing.</b></p>



You may choose whether to write in dot points or full sentences.



**4. LOG ONTO SEESAW AND POST A PHOTO OF YOUR WORK! Make sure it is 5-Star!**

### **Challenge**


When you upload your work onto SeeSaw, use the voice recording function to explain the events in the story (beginning, middle and end).

		<p><b>Support</b> Further explanation of this activity can be found in the Reading Red folder on SeeSaw.</p>	
--	--	--	--

**Thursday 20th August**

- Today you will need:**
- A device
  - Paper
  - Pen, pencil or som with

	Reading - Jolly Grammar	Writing - Spelling	Maths
<b>Learning intention</b>	We are learning to write sentences using correct punctuation.	We are learning about words that use the silent <b>	We are practising to count money and understanding 2D and 3D shapes.

<p><b>Success criteria</b></p>	<p>I can:</p> <ul style="list-style-type: none"> <li>• I understand what a sentence is.</li> <li>• Write a sentence using correct punctuation.</li> </ul>	<p>I can:</p> <ul style="list-style-type: none"> <li>• Complete the Seesaw activity.</li> <li>• Identify words that use the silent &lt;b&gt;</li> <li>• Use silent &lt;b&gt; words in a sentence.</li> </ul>	<p>I can:</p> <ul style="list-style-type: none"> <li>• Log on Mathletics</li> <li>• Complete money and shape activities.</li> </ul>																				
<p><b>Task we</b></p>	<p><b>Webex remote teaching session</b> WebEx class lesson starts at <b>10:30am</b>. Please <u>log on 5 minutes</u> before and have the resources listed below ready.</p> <p><b>You will need:</b></p> <ul style="list-style-type: none"> <li>• Paper and pencil</li> <li>• Device</li> </ul>	<p><b>SPELLING</b> <b>Today we are learning about the use of the silent &lt;b&gt; in words.</b></p> <table border="1" data-bbox="913 676 1229 1139"> <tr><td>1</td><td>shin</td></tr> <tr><td>2</td><td>bench</td></tr> <tr><td>3</td><td>lamb</td></tr> <tr><td>4</td><td>comb</td></tr> <tr><td>5</td><td>thumb</td></tr> <tr><td>6</td><td>crumbs</td></tr> <tr><td>7</td><td>plumber</td></tr> <tr><td>8</td><td>climbing</td></tr> <tr><td>9</td><td>mother</td></tr> <tr><td>10</td><td>father</td></tr> </table> <p>These are your spelling words for this week. The first two words can be sounding out. The next six are in line with our silent letter focus.</p>	1	shin	2	bench	3	lamb	4	comb	5	thumb	6	crumbs	7	plumber	8	climbing	9	mother	10	father	<p><b>Mathletics</b></p>  <p>Log on to Mathletics and complete counting money and shape activities.</p> <p><b>Challenge:</b> Earn over 1000 points to receive a certificate.</p>
1	shin																						
2	bench																						
3	lamb																						
4	comb																						
5	thumb																						
6	crumbs																						
7	plumber																						
8	climbing																						
9	mother																						
10	father																						





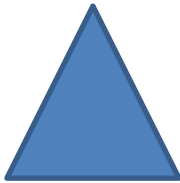

		<p>The last two words are from our tricky word list, these are words that can't be sounded out.</p> <p><b>Please log onto SeeSaw and complete the activities.</b></p>	
--	--	---	--

**Friday 21st August**

**Today you will need:**

- A device
- Paper
- Pen, pencil write with
- Alphabet template
- Dotted Thirds

	Inquiry	Reading	Writing	Maths
<b>Learning intention</b>	We are learning about conserving the ocean.	We are learning to understand sequence	We are learning to form our letters correctly	We are learning about 2D shapes
<b>Success criteria</b>	I can: <ul style="list-style-type: none"> <li>• Understand what conservation means.</li> <li>• Begin planning and designing an invention to help keep the ocean clean.</li> <li>• By keeping the ocean clean, it helps the sea animals survival.</li> <li>• Label my plan.</li> </ul>	I can: <ul style="list-style-type: none"> <li>• Brainstorm time sequence words</li> <li>• Log my reading on the Kluwell App</li> </ul>	I can: <ul style="list-style-type: none"> <li>• Copy upper and lower case letters</li> <li>• Use dotted thirds (if you have them) to form letters correctly.</li> </ul>	I can: <ul style="list-style-type: none"> <li>• Describe the properties of 2D shapes – sides and corners</li> <li>• Identify the sides and corner and of various 2D shapes</li> </ul>

Task	Webex remote teaching session	UNDERSTANDING SEQUENCE	HANDWRITING	SHAPE & TRANSFORMATION
	<p>WebEx class lesson starts at <b>10:30am</b>. Please <u>log on 5 minutes</u> before and have the resources listed below ready.</p> <p><b>You will need:</b></p> <ul style="list-style-type: none"> <li>• Paper</li> <li>• Writing Pencil</li> <li>• Coloured Pencils</li> </ul>	<p>It is important that we use a variety of time sequence words or openers when writing a sequence.</p> <ol style="list-style-type: none"> <li>1. On a piece of paper, make a list of time sequence words you could use instead of using 'then' every time.</li> <li>2. Choose a book to read that you have at home or from Reading Eggs. When reading, pay attention to see if you can spot any time sequence words used.</li> <li>3. Record your reading on the</li> </ol>	<ol style="list-style-type: none"> <li>1. Copy out the alphabet twice using both upper and lower case letters. Use the template to help you form the letters correctly.</li> <li>2. Write your spelling words.</li> </ol>	<p>- Please watch the Clickview clip to explain to you what a 2-D shape is and how you can identify them</p> <p><a href="https://online.clickview.com.au/libraries/videos/3713829/describing-2d-shapes">https://online.clickview.com.au/libraries/videos/3713829/describing-2d-shapes</a></p> <p>- Now that you know the properties of 2D shapes - sides and corners, you are going to identify how many sides and corners each of these shapes have. You will need to draw the shape in your workbook and write underneath each shape how many sides and corners it has:</p> <div style="display: flex; justify-content: space-around; align-items: flex-start;"> <div style="text-align: center;">  <p>Sides: Corners:</p> </div> <div style="text-align: center;">  <p>Sides: Corners:</p> </div> <div style="text-align: center;">  <p>Sides: Corners:</p> </div> </div> <div style="display: flex; justify-content: space-around; align-items: flex-start; margin-top: 20px;"> <div style="text-align: center;">  <p>Sides: Corners:</p> </div> <div style="text-align: center;">  <p>Sides: Corners:</p> </div> <div style="text-align: center;">  <p>Sides: Corners:</p> </div> </div>

		<p>Kluwell App. In the reading comment section, list the time sequence words you found in the book.</p>	<p>- Now you are going to go on a shape treasure hunt around your home! Try and find all of the shapes around your house. Draw a T-chart in your book and write down what you find.</p> <table border="1" style="margin-left: auto; margin-right: auto;"> <thead> <tr> <th style="text-align: center;">Shape</th> <th style="text-align: center;">Item in my house</th> </tr> </thead> <tbody> <tr> <td style="text-align: center;">Circle</td> <td style="text-align: center;">Bowl</td> </tr> <tr> <td style="text-align: center;">Rectangle</td> <td style="text-align: center;">Dinner table</td> </tr> <tr> <td style="text-align: center;">Rhombus</td> <td style="text-align: center;">Mum's earring</td> </tr> </tbody> </table>	Shape	Item in my house	Circle	Bowl	Rectangle	Dinner table	Rhombus	Mum's earring
Shape	Item in my house										
Circle	Bowl										
Rectangle	Dinner table										
Rhombus	Mum's earring										

PE	Art	Environmental Science	Music	Spanish
<p><b><u>Dance, dance, dance,</u></b> Believe it or not, but <b>dance</b> features very often in the P.E Curriculum. It is a great way for self-expression and exercise.</p> <p>☐ Give the links a play and try your best to MOVE IT, GROOVE IT.</p>	<p><b>Colour Wheel Umbrella</b> This week we are learning about the colour wheel. Watch the video to learn about the colour wheel. <a href="https://www.bing.com/videos/search?q=colourwheel+video+for+grade+3&amp;docid=608026159157151">https://www.bing.com/videos/search?q=colourwheel+video+for+grade+3&amp;docid=608026159157151</a></p>	<p><b>Water Cycle</b> Watch - <a href="https://clickv.ie/w/Wqco">https://clickv.ie/w/Wqco</a> Have a go at learning the dance moves to the water cycle like Miss Dunstan, Miss Clarke and Mrs Staples.</p>	<p><b>Guessing sounds</b> 1) Watch this video to see if you can guess which items Miss Clarke is hiding from the camera <a href="https://clickv.ie/w/WXao">https://clickv.ie/w/WXao</a></p>	<p><b><u>FRUTAS Y VERDURAS</u></b> In this week's Spanish activity, we are sorting <b><u>FRUTAS Y VERDURAS</u></b> Meaning <b><u>Fruit and Vegetables</u></b>  Using the 'work example', sort the</p>

**Hip Hop dance routine:**

For a warmup, learn a Hip Hop dance routine from a professional Hip Hop dance coach.

Dance along to the clip and learn the moves.

<https://clickv.ie/w/DHdo>

Mr. Harrison turns the radio up and tries his best, to attempt a HIP HOP dance, join in.

<https://clickv.ie/w/2Xdo>



Looks like Mr. Harrison needs to practice his dancing and singing skills, stay tuned for a

[967&mid=C524BC56C3F583139A5CC524BC56C3F583139A5C&view=detail&FORM=VIRE](https://clickv.ie/w/967&mid=C524BC56C3F583139A5CC524BC56C3F583139A5C&view=detail&FORM=VIRE)

To draw a colour wheel umbrella watch this video.

<https://clickv.ie/w/iofo>



**Challenge:** Draw the water cycle and how it keeps going around and around and around.

2) Choose some items at home (or at school) that make a sound

3) Hide each item behind your back and make a sound with it. See if someone in your house (or at school) can guess what each item is.

pictures below into their correct column, either fruit '**frutas**' or vegetables '**verduras**'.

Watch the video below to help you understand.

<https://clickv.ie/w/xHeo>

**Challenge:**

Circle the frutas/verduras that te gusta!

For example:

Me gusta el brócoli



hopefully improved outing next week. <input type="checkbox"/>				
---	--	--	--	--

## Fun Activities

Have a dance and do a GoNoodle <https://www.youtube.com/user/GoNoodleGames>

Take some time out to relax your mind. Try doing some Cosmic Kids Yoga <https://www.youtube.com/user/CosmicKidsYoga> or Smiling Mind Meditation <https://www.youtube.com/user/SmilingMindTV>

Go on a Scavenger Hunt around your house and try and find an item in your house for every letter of the alphabet.

Set a timer for one minute and choose a physical movement to complete for that minute trying to do as many as possible. For example, push ups or star jumps.

Help your family cook dinner one night



A B C D E F G H I J K L

M N O P Q R S T U V W

X Y Z

a b c d e f g h i j k l m n

o p q r s t u v w x y z

1 2 3 4 5 6 7 8 9 0

**Barton**  
PRIMARY SCHOOL