

## Weekly Planner – Grade 1 Week 8

28/08/2020

**REMOTE TEACHING SESSION:** 10.30am – 11.30am daily

Grade 1 students will receive a 1 hour face to face remote teaching session with their teacher each day. These sessions will be run using Webex and will focus on Reading, Writing, Maths or Inquiry.

The link to your child's Webex meeting is listed in the table below. Instructions on how to access your child's Webex meeting are available on the school's website.





### Advice for accessing your child's Webex meeting:

- Please log on 5 minutes before the start time.
- Ask your child to organise the resources they will need prior to the start time.
- When signing in, please use your child's name as this will be the name displayed to their teacher during the meeting.
- If you have any questions or you are not able to access the Webex meeting, please refer to the instructions available on the school's website or contact the school via phone on 03 8766 4000 or email at [barton.ps@education.vic.gov.au](mailto:barton.ps@education.vic.gov.au).

Grade	Teacher	Personal Room Link	Personal Room Number
1A	Melanie Chand	<a href="https://eduvic.webex.com/meet/synan.melanie.m">https://eduvic.webex.com/meet/synan.melanie.m</a>	573-822-305
1B	Jenessa Mitrevski (Mon-Thurs) Tess Thomas (Friday)	<a href="https://eduvic.webex.com/meet/carvolth.jenessa.k">https://eduvic.webex.com/meet/carvolth.jenessa.k</a> <a href="https://eduvic.webex.com/meet/thomas.tess.l">https://eduvic.webex.com/meet/thomas.tess.l</a>	577-640-139 576-020-442
1C	Kate Fishwick	<a href="https://eduvic.webex.com/meet/fishwick.kate.k">https://eduvic.webex.com/meet/fishwick.kate.k</a>	571-548-658
1D	Kim Chanter	<a href="https://eduvic.webex.com/meet/chanter.kimberley.k">https://eduvic.webex.com/meet/chanter.kimberley.k</a>	577-657-103
1E	Emma Buggy (Monday & Thursday) Hannah Bolwell (Tue, Wed & Fri)	<a href="https://eduvic.webex.com/meet/buggy.emma.e">https://eduvic.webex.com/meet/buggy.emma.e</a> <a href="https://eduvic.webex.com/meet/martin.hannah.g">https://eduvic.webex.com/meet/martin.hannah.g</a>	577-983-772 579-381-795
1F	Cassie Eerden	<a href="https://eduvic.webex.com/meet/eerden.cassandra.c">https://eduvic.webex.com/meet/eerden.cassandra.c</a>	577-420-980

## Monday 31<sup>st</sup> August










**Today you will need:**    Device (iPad or tablet)    Paper or book    Grey lead pencil    Ruler

	Reading	Writing	Maths
<b>Learning intention</b>	We are learning about spelling.	We are learning about inventions.	We are learning about data.
<b>Success criteria</b>	I can: <ul style="list-style-type: none"> <li>Brainstorm words with short vowel sounds.</li> <li>Make inferences by using picture clues.</li> </ul>	I can: <ul style="list-style-type: none"> <li>Brainstorm ideas for an invention.</li> <li>Draw and label my invention ideas.</li> </ul>	I can: <ul style="list-style-type: none"> <li>Count the different sea creatures.</li> <li>Record the number of sea creatures using tally marks.</li> </ul>
<b>Task</b>	<p><b>Webex remote teaching session</b> Webex class lesson starts at <b>10:30am</b>. Please <u>log on 5 minutes</u> before and have the resources listed below ready.</p> <p><b>You will need:</b></p> <ul style="list-style-type: none"> <li>Paper</li> <li>Grey lead pencil</li> <li>If you like, you can draw these pictures for your brainstorm.</li> </ul> 	<p><b>Ocean inventions</b> An invention is a new thing that someone has made to solve a problem. A phone is an invention that someone made so people could speak to each other when they're far away. We say it was 'invented'.</p> <ol style="list-style-type: none"> <li>Watch this video: <a href="https://www.izzyburton.co.uk/a-whales-tale">https://www.izzyburton.co.uk/a-whales-tale</a></li> <li>What invention can you create to save the ocean animals from rubbish?</li> <li>Brainstorm inventions that can clean up rubbish in the ocean.</li> <li>Draw and label your invention ideas. For example:</li> </ol> 	<p><b>How many sea creatures can you see?</b></p> <ol style="list-style-type: none"> <li>Look at the picture of the different sea creatures (a larger picture is included at the end of the planner).</li> <li>Write down the names of the sea creatures.           <ul style="list-style-type: none"> <li><input type="checkbox"/> Dolphin</li> <li><input type="checkbox"/> Turtle</li> <li><input type="checkbox"/> Lobster</li> <li><input type="checkbox"/> Clownfish</li> <li><input type="checkbox"/> Seahorse</li> </ul> </li> <li>Use tally marks to record how many of each sea creature you can see.</li> <li>Count the tally marks and write the number you have counted next to them to show the total.</li> </ol>  

## Tuesday 1<sup>st</sup> September


**Today you will need:**

<input type="checkbox"/> Device (iPad or tablet)	<input type="checkbox"/> Grey lead pencil	<input type="checkbox"/> Materials to make your spelling words
<input type="checkbox"/> Paper or book	<input type="checkbox"/> Coloured pencils	<input type="checkbox"/> Ruler

	Writing	Reading	Maths																																														
<b>Learning intention</b>	We are learning about information reports.	We are learning about spelling.	We are learning about data.																																														
<b>Success criteria</b>	I can: <ul style="list-style-type: none"> <li>Put words in alphabetical order.</li> <li>Begin my report plan on my chosen topic.</li> </ul>	I can: <ul style="list-style-type: none"> <li>Make my spelling words using materials.</li> </ul>	I can: <ul style="list-style-type: none"> <li>Use the tally mark data from yesterday's task to make a picture graph.</li> </ul>																																														
<b>Task</b>	<p><b>Webex remote teaching session</b></p> <p>Webex class lesson starts at <b>10:30am</b>. Please <u>log on 5 minutes</u> before and have the resources listed below ready.</p> <p><b>You will need:</b></p> <ul style="list-style-type: none"> <li>Paper</li> <li>Grey lead pencil</li> </ul>	<p><b>Spelling</b></p> <p>Here are your spelling words for the week:</p> <table border="1" style="display: inline-table; vertical-align: top;"> <tr><td>dog</td><td>Thursday</td></tr> <tr><td>bran</td><td>Friday</td></tr> <tr><td>Monday</td><td>you</td></tr> <tr><td>Tuesday</td><td>your</td></tr> <tr><td>Wednesday</td><td>Saturday</td></tr> </table> <ol style="list-style-type: none"> <li>Read the spelling words aloud.</li> <li>Make your spelling words out of materials. You could use:           <table border="0"> <tr> <td><input type="radio"/> Pebbles</td> <td><input type="radio"/> Lego</td> </tr> <tr> <td><input type="radio"/> Leaves and sticks</td> <td><input type="radio"/> Playdough</td> </tr> <tr> <td></td> <td><input type="radio"/> Pipe cleaners</td> </tr> </table> </li> </ol> <p><b>Challenge:</b> Write the days of the week in the correct order. Can you work out which day is missing from your spelling words?</p>	dog	Thursday	bran	Friday	Monday	you	Tuesday	your	Wednesday	Saturday	<input type="radio"/> Pebbles	<input type="radio"/> Lego	<input type="radio"/> Leaves and sticks	<input type="radio"/> Playdough		<input type="radio"/> Pipe cleaners	<p><b>Picture graph</b></p> <ol style="list-style-type: none"> <li>Look at your data from yesterday and use this data to create a picture graph. <i>You can draw the graph template in your book or print the template at the end of the planner.</i></li> <li>Write the sea creatures on the bottom of the page and the numbers on the left hand side.</li> <li>Draw pictures of each sea creature on your graph.</li> </ol> <p>For example, if there were 3 seahorses then you would draw a picture of a seahorse 3 times.</p> <table border="1" style="display: inline-table; vertical-align: top;"> <tr><td>4</td><td></td><td></td><td></td><td></td><td></td></tr> <tr><td>3</td><td></td><td></td><td></td><td></td><td></td></tr> <tr><td>2</td><td></td><td></td><td></td><td></td><td></td></tr> <tr><td>1</td><td></td><td></td><td></td><td></td><td></td></tr> <tr><td>0</td><td>seahorse</td><td>dolphin</td><td>turtle</td><td>lobster</td><td>clownfish</td></tr> </table>	4						3						2						1						0	seahorse	dolphin	turtle	lobster	clownfish
dog	Thursday																																																
bran	Friday																																																
Monday	you																																																
Tuesday	your																																																
Wednesday	Saturday																																																
<input type="radio"/> Pebbles	<input type="radio"/> Lego																																																
<input type="radio"/> Leaves and sticks	<input type="radio"/> Playdough																																																
	<input type="radio"/> Pipe cleaners																																																
4																																																	
3																																																	
2																																																	
1																																																	
0	seahorse	dolphin	turtle	lobster	clownfish																																												

## Wednesday 2<sup>nd</sup> September

**Today you will need:**  Device (iPad or tablet)  Paper or book  Report plan from yesterday's writing task  
 Seesaw login  Grey lead pencil


	Maths	Reading	Writing
<b>Learning intention</b>	We are learning about place value.	We are learning about alphabetical order.	We are learning about information reports.
<b>Success criteria</b>	I can: <ul style="list-style-type: none"> <li>Identify the tens and ones in two digit numbers.</li> <li>Order two digit numbers.</li> <li>Count using a number line.</li> </ul>	I can: <ul style="list-style-type: none"> <li>Order words in alphabetical order.</li> </ul>	I can: <ul style="list-style-type: none"> <li>Finish my report plan on my chosen topic.</li> </ul>
<b>Task</b>	<p><b>Webex remote teaching session</b>            Webex class lesson starts at <b>10:30am</b>.            Please <u>log on 5 minutes</u> before and have the resources listed below ready.</p> <p><b>You will need:</b></p> <ul style="list-style-type: none"> <li>Pencil</li> <li>Paper</li> </ul>	<p><b>Alphabetical order</b>            Log onto Seesaw and complete the assigned activity.</p> <ol style="list-style-type: none"> <li>Read or listen to the instructions.</li> <li>Read the words in the list.</li> <li>Sort the words into alphabetical order (ABC).</li> </ol>  <p><b>Challenge:</b> Read a book to yourself and choose 6 words from the book to put into alphabetical order.</p>	<p><b>Information report plan</b></p> <ol style="list-style-type: none"> <li>Continue working on your plan from yesterday.</li> <li>Under each heading fill in the information you have found through your research (each topic will have different headings).</li> <li>Remember to use key words. You don't have to write in sentences when you make your plan.</li> </ol>

			<h2 style="text-align: center;">Boats</h2> <table border="1"> <tr> <td data-bbox="1541 383 1803 622"> <p><u>Description</u></p> <ul style="list-style-type: none"> <li>• Travel on water</li> <li>• Big (ships) and small</li> <li>• Some have sails, motors or oars.</li> </ul> </td> <td data-bbox="1803 383 2065 622"> <p><u>Types</u></p> <ul style="list-style-type: none"> <li>• Canoes</li> <li>• Row boats</li> <li>• Ships</li> <li>• Sailing</li> <li>• fishing</li> </ul> </td> </tr> <tr> <td data-bbox="1541 622 1803 861"> <p><u>Interesting facts</u></p> <ul style="list-style-type: none"> <li>• Olympic sports (sailing, rowing and kayaking)</li> <li>• Submarine</li> <li>• Bow is the front of the boat and the back is called the stern.</li> </ul> </td> <td data-bbox="1803 622 2065 861"> <p><u>Diagram</u></p>  </td> </tr> </table>	<p><u>Description</u></p> <ul style="list-style-type: none"> <li>• Travel on water</li> <li>• Big (ships) and small</li> <li>• Some have sails, motors or oars.</li> </ul>	<p><u>Types</u></p> <ul style="list-style-type: none"> <li>• Canoes</li> <li>• Row boats</li> <li>• Ships</li> <li>• Sailing</li> <li>• fishing</li> </ul>	<p><u>Interesting facts</u></p> <ul style="list-style-type: none"> <li>• Olympic sports (sailing, rowing and kayaking)</li> <li>• Submarine</li> <li>• Bow is the front of the boat and the back is called the stern.</li> </ul>	<p><u>Diagram</u></p> 
<p><u>Description</u></p> <ul style="list-style-type: none"> <li>• Travel on water</li> <li>• Big (ships) and small</li> <li>• Some have sails, motors or oars.</li> </ul>	<p><u>Types</u></p> <ul style="list-style-type: none"> <li>• Canoes</li> <li>• Row boats</li> <li>• Ships</li> <li>• Sailing</li> <li>• fishing</li> </ul>						
<p><u>Interesting facts</u></p> <ul style="list-style-type: none"> <li>• Olympic sports (sailing, rowing and kayaking)</li> <li>• Submarine</li> <li>• Bow is the front of the boat and the back is called the stern.</li> </ul>	<p><u>Diagram</u></p> 						

## Thursday 3<sup>rd</sup> September

**Today you will need:**

<input type="checkbox"/> Device (iPad or tablet)	<input type="checkbox"/> Grey lead pencil	<input type="checkbox"/> Big Write plan from yesterday's writing task
<input type="checkbox"/> Paper or book	<input type="checkbox"/> Coloured pencils	

	Maths	Writing	Reading
<b>Learning intention</b>	We are learning about data.	We are learning about information reports.	We are learning about comprehension.
<b>Success criteria</b>	I can: <ul style="list-style-type: none"> <li>Describe different graphs.</li> </ul>	I can: <ul style="list-style-type: none"> <li>Use my plan to write my Big Write.</li> <li>Write facts I know about my topic.</li> </ul>	I can: <ul style="list-style-type: none"> <li>Retell the story in my own words.</li> <li>Answer the questions about the book.</li> </ul>
<b>Task</b>	<p><b>WebEx remote teaching session</b></p> <p><b>Orange</b> Group: 10:30am – 11:00am</p> <p><b>Purple</b> Group: 11:00am – 11:30am</p> <p><b>You will need:</b></p> <ul style="list-style-type: none"> <li>Grey lead pencil</li> <li>Paper or book</li> </ul>	<p><b>Big Write</b></p> <ol style="list-style-type: none"> <li>Read over your plan.</li> <li>Write a title at the top of your page (for example, 'All about Boats').</li> <li>Use your plan to help you write your information report. Remember to include headings and write in full sentences.</li> <li>Read over your Big Write when you have finished.</li> <li>If you have time, you can draw a diagram of your topic.</li> <li>Upload a photo of your Big Write to Seesaw.</li> </ol> <p><b>Challenge:</b> Edit your Big Write with a coloured pencil. Do your sentences have a capital letter at the start and full stop at the end?</p>	<p><b>Harry the Dirty Dog</b></p> <p>Log onto Seesaw and complete the assigned activity.</p> <ol style="list-style-type: none"> <li>Listen to the story 'Harry the Dirty Dog' written by Gene Zion.</li> </ol>  <p>The image shows the cover of the book 'Harry the Dirty Dog' by Gene Zion. It features three illustrations of a dog: one running, one sitting on a blue background, and one sitting on a green background.</p> <ol style="list-style-type: none"> <li>Record yourself retelling the story.</li> <li>Answer the questions about the story.</li> </ol>

For example:

## Boats

### Description:

A boat is a vehicle used to travel on water. Some boats have sails, some boats have motors and other boats are powered by rowing with oars. Larger boats that travel long distances are called ships.



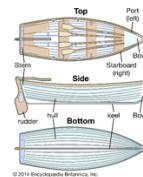
### Types:

There are many different types of boats including sailing boats, motor boats, canoes and rowboats. Boats can be used to go fishing, for exercise or to take you somewhere!

### Interesting Facts:

1. Sailing, rowing and kayaking are all Olympic sports.
2. A submarine is a type of boat that can travel underwater!
3. The front of a boat is called the bow and the back of a boat is called the stern.

### Diagram:

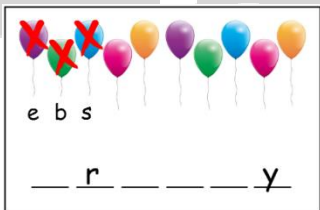




## Friday 4<sup>th</sup> September

**Today you will need:**

<input type="checkbox"/> Device (iPad or tablet)	<input type="checkbox"/> Grey lead pencil	<input type="checkbox"/> Scissors
<input type="checkbox"/> Paper or book	<input type="checkbox"/> Coloured pencils	<input type="checkbox"/> Glue

	Inquiry	Reading	Writing	Maths
<b>Learning intention</b>	We are learning about inventions.	We are learning about spelling.	We are learning to write a card.	We are learning about place value.
<b>Success criteria</b>	I can: <ul style="list-style-type: none"> <li>Share my ideas with others.</li> <li>Understand why it is important to look after the ocean.</li> </ul>	I can: <ul style="list-style-type: none"> <li>Write my spelling words.</li> <li>Play a game of balloon pop spelling.</li> </ul>	I can: <ul style="list-style-type: none"> <li>Write in sentences.</li> <li>Draw a picture to match my writing.</li> </ul>	I can: <ul style="list-style-type: none"> <li>Identify tens and ones.</li> <li>Count MAB blocks to get a total number.</li> </ul>
<b>Task</b>	<p><b>Webex remote teaching session</b></p> <p>Webex class lesson starts at <b>10:30am</b>.</p> <p>Please <u>log on 5 minutes</u> before and have the resources listed below ready.</p> <p><b>You will need:</b></p> <ul style="list-style-type: none"> <li>Your invention drawing from Monday</li> <li>Paper</li> <li>Grey lead pencil</li> </ul>	<p><b>Balloon pop spelling game</b></p> <ol style="list-style-type: none"> <li>Write your spelling words in a list.</li> <li>On a different piece of paper, draw 10 balloons like in the picture below.</li> </ol>  <ol style="list-style-type: none"> <li>Ask a family member to play the game with you.</li> <li>Pick a word from your spelling list (make sure you keep it a secret). Count the number of letters in the word.</li> </ol>	<p><b>Card for someone special</b></p> <p>Sunday 6<sup>th</sup> September is Father's Day. To celebrate, you can make a card for someone special in your family. There are two examples below. Choose which type of card you would like to make. Fill in the blank spaces with your message.</p> <p><u>Father's Day Card</u></p> <div style="border: 1px solid black; padding: 10px; margin-top: 10px;"> <p>Dear _____</p> <p><b>Happy Father's Day!</b></p> <p><b>Thank you for</b></p> <p>_____</p> <p><b>From</b> _____</p> </div>	<p><b>Place value monster</b></p> <ol style="list-style-type: none"> <li>Draw a monster's face or use the template at the end of the planner.</li> <li>Draw or cut and paste tens and ones onto your monster.</li> <li>If you want a challenge you can also use the hundreds MAB.</li> <li>Add up all of your MAB blocks in the columns and get a total number for your monster.</li> <li>If you challenged yourself and used hundreds you will need to add a column for them.</li> </ol>



5. Draw a line for each letter like in the picture above.
6. Ask your family member to guess letters in the word.
  - If they are correct, write the letter in the correct spot.
  - If they are wrong, cross out a balloon and write the letter under the balloon.

The aim of the game is to guess the word before all of the balloons are popped.

7. Swap roles and play the game again.

### Someone Special Card

**To my Special Someone,  
Thank you for**

\_\_\_\_\_

\_\_\_\_\_


\_\_\_\_\_




**From** \_\_\_\_\_

Draw a picture on your card to give to your special someone.



For example:



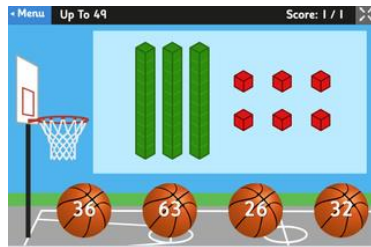
PE	Art	Environmental Science	Music	Spanish
<p><b>Ten Pin bowling</b></p> <p>Play a game of Ten Pin bowling with a family member or friend.</p>  <p>Watch this video below, and play a similar game, do not forget to score.</p> <p><a href="https://clickv.ie/w/-9no">https://clickv.ie/w/-9no</a></p> 	<p><b>Special Person/Father's Day</b></p> <p>This week you will learn how to make a cylinder (paper roll) person.</p> <p><b>You will need:</b></p> <ul style="list-style-type: none"> <li>• Coloured/white paper.</li> <li>• Coloured pencils/textas</li> <li>• Glue stick</li> <li>• Scissors</li> <li>• Any art decorations you might have at your house, for eg buttons and scrap material to decorate your person!</li> </ul> <p><b>Watch the video below to learn how!</b></p> <p><a href="https://clickv.ie/w/dUoo">https://clickv.ie/w/dUoo</a></p> 	<p><b>Whizzy water saver</b></p> <p>Watch –</p> <p><a href="https://clickv.ie/w/7Kko">https://clickv.ie/w/7Kko</a></p> <p>Draw each of the 5 things Whizzy talked about and write a sentence next to them describing how you can save water at home.</p> <p><b>Challenge:</b> Create a water saving poster, poem or song explaining how you can save water. You might like to think of some extra ways to save water, not just the 5 from the video.</p>	<p><b>Steady Beats</b></p> <p>Watch first:</p> <p><a href="https://clickv.ie/w/9e_n">https://clickv.ie/w/9e_n</a></p> <p>Watch second:</p> <p><a href="https://clickv.ie/w/Ee_n">https://clickv.ie/w/Ee_n</a></p> <p>Practise moving to a steady beat by doing some Zumba with Miss Clarke.</p>	<p><b>Cuentos</b></p> <p>This week we are starting story time (Hora De Cuentos)!</p> <p>Watch the video below to read a story and learn Spanish animals with Señora Shinnners!</p> <p><a href="https://clickv.ie/w/-1mo">https://clickv.ie/w/-1mo</a></p>

## Fun Activities

### Playdough



Log on to Seesaw and play a game of place value basketball.



### Play with your toys




Log on to Seesaw and use the eraser to write the spelling words.








Watch this video:

<https://clickv.ie/w/Hfpo>



By Julia Donaldson




Ocean Animal	Tally Marks
<b>Dolphin</b> 	
<b>Turtle</b> 	
<b>Lobster</b> 	
<b>Clownfish</b> 	
<b>Seahorse</b> 	

# Weekly Planner – Grade 1 Week 8

28/08/2020

## Picture Graph Template

4					
3					
2					
1					
0	Seahorse	Dolphin	Turtle	Lobster	Clownfish



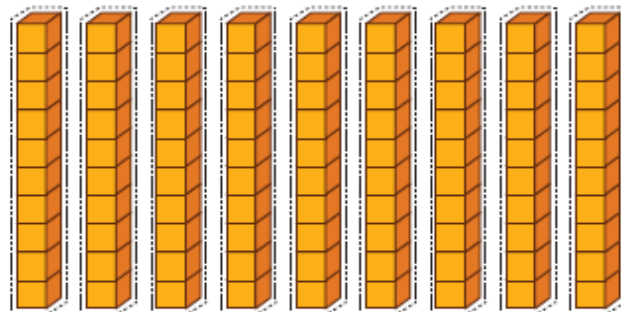
## PLACE VALUE MONSTER

Use the base ten cut-outs to create a place value monster on the following page. Calculate the value of your monster by counting how many tens and ones you have used.

### ONES



### TENS



## PLACE VALUE MONSTER

Name \_\_\_\_\_ Date \_\_\_\_\_

How many tens and ones does your monster have?

tens

ones



What is the total value of your place value monster?

