

Weekly Planner – Grade 1 Week 6

14/08/2020

REMOTE TEACHING SESSION: 10.30am – 11.30am daily

Grade 1 students will receive a 1 hour face to face remote teaching session with their teacher each day. These sessions will be run using Webex and will focus on Reading, Writing, Maths or Inquiry.

The link to your child's Webex meeting is listed in the table below. Instructions on how to access your child's Webex meeting are available on Sentral.

Advice for accessing your child's Webex meeting:


- Please log on 5 minutes before the start time.
- Ask your child to organise the resources they will need prior to the start time.
- When signing in, please use your child's name as this will be the name displayed to their teacher during the meeting.
- If you have any questions or you are not able to access the Webex meeting, please refer to the instructions available on Sentral or contact the school via phone on 03 8766 4000 or email at barton.ps@education.vic.gov.au.

Grade	Teacher	Personal Room Link	Personal Room Number
1A	Melanie Chand	https://eduvic.webex.com/meet/synan.melanie.m	573-822-305
1B	Jenessa Mitrevski (Mon-Thurs) Tess Thomas (Friday)	https://eduvic.webex.com/meet/carvolth.jenessa.k https://eduvic.webex.com/meet/thomas.tess.l	577-640-139 576-020-442
1C	Kate Fishwick	https://eduvic.webex.com/meet/fishwick.kate.k	571-548-658
1D	Kim Chanter	https://eduvic.webex.com/meet/chanter.kimberley.k	577-657-103
1E	Emma Buggy (Monday & Thursday) Hannah Bolwell (Tuesday, Wednesday & Friday)	https://eduvic.webex.com/meet/buggy.emma.e https://eduvic.webex.com/meet/martin.hannah.g	577-983-772 579-381-795
1F	Cassie Eerden	https://eduvic.webex.com/meet/eerden.cassandra.c	577-420-980

Monday 17th August

Today you will need:

<input type="checkbox"/> Device (iPad or tablet)	<input type="checkbox"/> Grey lead pencil	<input type="checkbox"/> Clock (from Friday's lesson)
<input type="checkbox"/> Paper or book	<input type="checkbox"/> Coloured pencils	





	Reading	Writing	Maths										
Learning intention	We are learning about spelling.	We are learning about information reports.	We are learning about time.										
Success criteria	I can: <ul style="list-style-type: none"> Listen to the book. Understand literal questions. Make the 'qu' sound with my mouth. Brainstorm words with the 'qu' sound. 	I can: <ul style="list-style-type: none"> Research my chosen animal. Write 3 new facts about my animal. 	I can: <ul style="list-style-type: none"> Tell time to the hour and half hour. Take photos of things I do at certain times. 										
Task	<p>Webex remote teaching session</p> <p>Webex class lesson starts at 10:30am. Please <u>log on 5 minutes</u> before and have the resources listed below ready.</p> <p>You will need:</p> <ul style="list-style-type: none"> Paper Grey lead pencil If you like, you can print or draw this picture for your brainstorm. 	<p>Ocean animals facts</p> <p>1. Research your chosen animal.</p> <p>Here are some ways you can learn more about your animal. Choose one type of research to complete.</p> <ul style="list-style-type: none"> Read a book. Watch a documentary. Watch one of the following videos: <table border="1"> <tr> <td>Manta Ray</td> <td>https://clickv.ie/w/Jibo</td> </tr> <tr> <td>Dugong</td> <td>https://clickv.ie/w/Bibo</td> </tr> <tr> <td>Turtle</td> <td>https://clickv.ie/w/7ibo</td> </tr> <tr> <td>Whale</td> <td>https://clickv.ie/w/wibo</td> </tr> <tr> <td>Shark</td> <td>https://clickv.ie/w/xibo</td> </tr> </table> <p>2. Write 3 new facts you learnt about your animal. Keep these facts as they will help you with your animal report in future lessons.</p>	Manta Ray	https://clickv.ie/w/Jibo	Dugong	https://clickv.ie/w/Bibo	Turtle	https://clickv.ie/w/7ibo	Whale	https://clickv.ie/w/wibo	Shark	https://clickv.ie/w/xibo	<p>Time photos</p> <ol style="list-style-type: none"> Get the clock you made last week or a real clock. Change the time on the clock to the time you have breakfast. Take a photo of yourself with the clock and pretend you are having breakfast. Change the time on the clock again and take a photo of yourself doing what you normally do at that time. Repeat this a few more times. You could take a photo of yourself brushing your teeth, eating lunch, going for a walk or completing your learning. Upload these photos to Seesaw if you would like to share them with your teacher.
Manta Ray	https://clickv.ie/w/Jibo												
Dugong	https://clickv.ie/w/Bibo												
Turtle	https://clickv.ie/w/7ibo												
Whale	https://clickv.ie/w/wibo												
Shark	https://clickv.ie/w/xibo												

			<p>For example, at 7 o'clock Miss Fishwick eats breakfast.</p> 
--	--	---	--

Tuesday 18th August

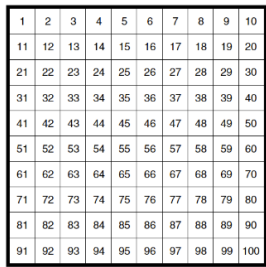


Today you will need:

<input type="checkbox"/> Device (iPad or tablet)	<input type="checkbox"/> Grey lead pencil	<input type="checkbox"/> Report plan template (printed or drawn in book)
<input type="checkbox"/> Paper or book	<input type="checkbox"/> Coloured pencils	

	Writing	Reading	Maths										
Learning intention	We are learning about Information Reports.	We are learning about spelling.	We are learning about time.										
Success criteria	I can: <ul style="list-style-type: none"> Explain what an information report is. Begin my information report plan. 	I can: <ul style="list-style-type: none"> Practise my spelling words. Write each spelling word in a sentence. 	I can: <ul style="list-style-type: none"> Tell time to the hour. Tell time to the half hour. 										
Task	<p>Webex remote teaching session Webex class lesson starts at 10:30am. Please <u>log on 5 minutes</u> before and have the resources listed below ready.</p> <p>You will need:</p> <ul style="list-style-type: none"> Grey lead pencil. Facts about your animal from Monday's lesson. Report plan template. You can print the template or draw the headings in your book. <p>A full page template is included at the end of the planner.</p> 	<p>Spelling Here are your spelling words for the week:</p> <table border="1"> <tr> <td>on</td> <td>queen</td> </tr> <tr> <td>but</td> <td>squid</td> </tr> <tr> <td>plum</td> <td>to</td> </tr> <tr> <td>quick</td> <td>do</td> </tr> <tr> <td>quiz</td> <td>squirrel</td> </tr> </table> <ol style="list-style-type: none"> Read the spelling words aloud. Write the spelling words in a list. Use bubble writing or rainbow writing to practise your spelling words.  <p>Challenge: Write each spelling word in a sentence. Try to use a connective (eg. and, because, so) to give your sentence more detail.</p>	on	queen	but	squid	plum	to	quick	do	quiz	squirrel	<p>Telling time game Today you are going to play a time game on Seesaw.</p> <ol style="list-style-type: none"> Log on to the Seesaw app.  Click the Activities button. Select the Telling Time Game. Listen to the instructions.  Click on the link and play the game until you reach the score 100 or higher. If you can, take a screenshot of your score and upload that photo to Seesaw for your teacher to see. <p>Challenge: Play the game again but instead of ticking Hour and 12, tick the box that says Half Hour and 12.</p>
on	queen												
but	squid												
plum	to												
quick	do												
quiz	squirrel												

Wednesday 19th August

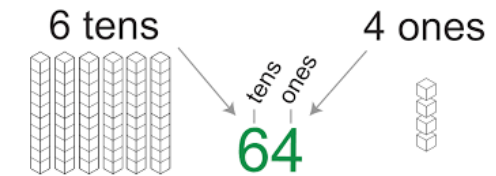
Today you will need: Device (iPad or tablet) Grey lead pencil Picture storybook Report plan template
 Paper or book Coloured pencils (printed or drawn in book)

	Maths	Reading	Writing
Learning intention	We are learning about place value.	We are learning about comprehension.	We are learning about Information Reports.
Success criteria	I can: <ul style="list-style-type: none"> Identify the tens and ones in 2 digit numbers. Order numbers from smallest to largest. 	I can: <ul style="list-style-type: none"> Use pictures in my book to get more information. Answer the questions about the picture. 	I can: <ul style="list-style-type: none"> Finish my report plan on my chosen animal.
Task	<p>Webex remote teaching session Webex class lesson starts at 10:30am. Please <u>log on 5 minutes</u> before and have the resources listed below ready.</p> <p>You will need:</p> <ul style="list-style-type: none"> Paper or workbook Grey lead pencil 100's chart (optional)  <p>A 100's chart is included at the end of the planner.</p>	<p>Cause and effect</p> <ol style="list-style-type: none"> Look at the picture of the lion. Write answers to the following questions: <ul style="list-style-type: none"> How do you think the lion is feeling? Why do you think the lion might be crying?  <p>Read to self: Read a picture storybook from home or log on to Epic Books. When reading your book, think about what the pictures are telling you. Do the pictures give you more information about the characters or the setting?</p>	<p>Information Report plan</p> <ol style="list-style-type: none"> Continue working on your plan from yesterday or begin your report plan. Under each heading fill in the information you have found through your research. <p>Headings:</p> <ul style="list-style-type: none"> Appearance Habitat Diet Interesting facts  <ol style="list-style-type: none"> Remember to use key words. You don't have to write in sentences when you make your plan.

Thursday 20th August

Today you will need:

<input type="checkbox"/> Device (iPad or tablet)	<input type="checkbox"/> Grey lead pencil	<input type="checkbox"/> Picture storybook	<input type="checkbox"/> Information Report plan (from Wednesday’s writing task)
<input type="checkbox"/> Paper or book	<input type="checkbox"/> Coloured pencils	<input type="checkbox"/> Scissors	

	Reading	Writing	Maths						
Learning intention	We are learning about proper nouns.	We are learning about Information Reports.	We are learning about place value.						
Success criteria	I can: <ul style="list-style-type: none"> Explain what a proper noun is. Write a sentence with a proper noun. Underline the proper noun in my sentence. 	I can: <ul style="list-style-type: none"> Use my plan to write my Big Write. Write about my animal’s appearance, diet and habitat. Include interesting facts. 	I can: <ul style="list-style-type: none"> Identify the tens and ones in 2 digit numbers. Order numbers from smallest to largest. 						
Task	<p>Webex remote teaching session</p> <p>Session 1: 10:30am- 11:00am Orange Group</p> <p>Session 2: 11:00am – 11:30am Purple Group</p> <p>You will need:</p> <ul style="list-style-type: none"> Grey lead pencil Paper or book 	<p>Big Write</p> <ol style="list-style-type: none"> Read over your plan. Write a title at the top of your page (for example, ‘All about Humpback Whales’). Use your plan to help you write about your animal’s: <ul style="list-style-type: none"> Appearance Diet Habitat Interesting facts <p>Remember to include headings and write in full sentences.</p> If you have time you can draw a diagram of your animal. Upload a photo of your Big Write to Seesaw. 	<p>Ordering numbers</p> <table border="1" style="float: right; margin-left: 20px;"> <tr><td style="padding: 5px;">35</td><td style="padding: 5px;">70</td></tr> <tr><td style="padding: 5px;">48</td><td style="padding: 5px;">38</td></tr> <tr><td style="padding: 5px;">64</td><td style="padding: 5px;">29</td></tr> </table> <ol style="list-style-type: none"> Look at this list of 2 digit numbers. Write each number on a small piece of paper. Think about how many tens and ones are in each number. <div style="margin-left: 20px; text-align: center;"> <p>6 tens 4 ones</p>  </div> Order the numbers from smallest to largest. Mix the numbers up so they are in the wrong order. 	35	70	48	38	64	29
35	70								
48	38								
64	29								

All about Humpback Whales

Appearance: The Humpback whale can be between 12-15 metres long. They have fins, a tail and a blow hole at the top of their body. Their underneath is white.

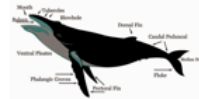


Diet: The Humpback whale eats lots of small prey such as squid, krill, herring, pollock, haddock, mackerel, capelin and salmon.

Habitat: Humpback whales live along the coasts of all oceans, occasionally swimming close to shore, even into harbors and rivers. They undertake long migrations between the arctic in summer and tropical breeding grounds in winter.



Interesting Facts: Humpback whales are known for their magical songs, which travel for great distances through the world's oceans.



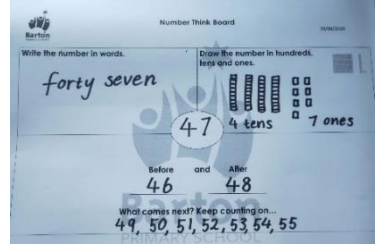
6. Log on to Seesaw and record a video of yourself putting the numbers in order. Explain your thinking as you order the numbers.

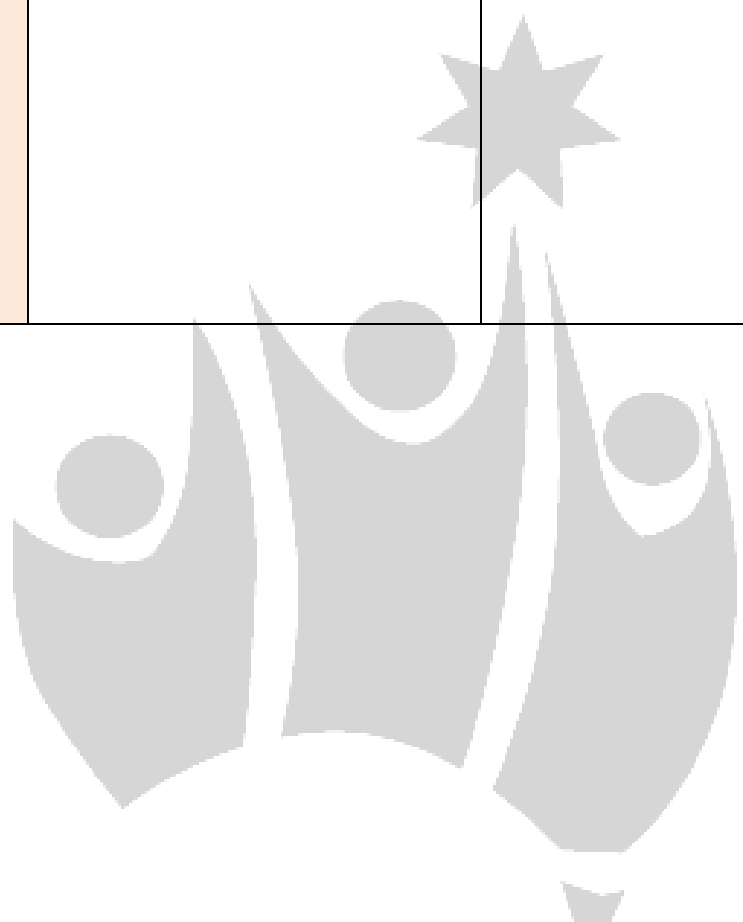
Challenge: Put these 3 digit numbers in order from smallest to largest.



120	400
250	188
362	129

Friday 21st August

Today you will need: Device (iPad or tablet) Grey lead pencil Coloured pencils or crayons Big Write (from Thursday's writing task)
 Paper or book Scissors

	Inquiry	Reading	Writing	Maths
Learning intention	We are learning about the sea.	We are learning about spelling.	We are learning to edit our writing.	We are learning about place value.
Success criteria	I can: <ul style="list-style-type: none"> Think of things I like about the sea (or ocean). Share my ideas with others. 	I can: <ul style="list-style-type: none"> Write my spelling words. Make the game memory with my words and play snap. 	I can: <ul style="list-style-type: none"> Reread my Big Write. Edit my Big Write. 	I can: <ul style="list-style-type: none"> Complete a number think board.
Task	<p>Webex remote teaching session</p> <p>Webex class lesson starts at 10:30am.</p> <p>Please <u>log on 5 minutes</u> before and have the resources listed below ready.</p> <p>You will need:</p> <ul style="list-style-type: none"> Watch this video before the session: https://clickv.ie/w/xlbo Paper Coloured pencils/crayons Grey lead pencil 	<p>Snap</p> <ol style="list-style-type: none"> Write the spelling words on a piece of paper or card. Repeat this so you have two sets of your spelling words. Cut up the paper or card, so you have one word on each piece. Now have a go at matching the words that are the same. Later, you can play a game of snap with a family member. 	<p>Editing Big Write</p> <ol style="list-style-type: none"> Read your Information Report to a family member to teach them about your animal. Talk about how you can edit your writing. Have a go at editing your Big Write from yesterday. <div style="border: 1px solid black; padding: 5px;"> <ul style="list-style-type: none"> <input type="checkbox"/> Do your sentences start with a capital letter? <input type="checkbox"/> Do your sentences finish with a full stop? <input type="checkbox"/> Does your writing make sense? <input type="checkbox"/> How can you make your writing more interesting? </div> <ol style="list-style-type: none"> Reread your writing to a family member. How did you go with your editing? 	<p>Number think board</p> <ol style="list-style-type: none"> Draw a number think board like the example below. There is a template included at the end of the planner. Pick a 2 or 3 digit number.  <ol style="list-style-type: none"> Write that number in the middle of your think board. Fill in the number think board: <ul style="list-style-type: none"> Write the number in words.

				<ul style="list-style-type: none"> • Draw a picture of the tens and ones. • Write the numbers that come before and after it. <p>Challenge: Can you write your number in expanded form? For example, 325 would be written as: $300 + 20 + 5$</p>
--	--	--	---	---

PE	Art	Environmental Science	Music	Spanish
<p>Dance, Dance, Dance! Complete this warm up called Ninja Bean: https://clickv.ie/w/HiUn Next, learn this dance with Mrs. Long and perform it for a friend or family member: https://clickv.ie/w/rGTn</p> <p>HIP HOP – dancing, Mr. Harrison turns the radio up and tries his best, to attempt a HIP HOP dance, join in. https://clickv.ie/w/2Xdo</p>  <p>Looks like Mr. Harrison needs to practice his dancing and singing skills, stay tuned for a hopefully improved outing next week. 😊</p>	<p>Colour Wheel Umbrella This week we are learning about the colour wheel. Watch the video to learn about the colour wheel. https://www.bing.com/videos/search?q=colourwheel+video+for+grade+3&docid=608026159157151967&mid=C524BC56C3F583139A5C&view=detail&FORM=VIRE To draw a colour wheel umbrella watch this video.</p> 	<p>Water Cycle Watch- https://clickv.ie/w/Wqco Have a go at learning the dance moves to the water cycle like Miss Dunstan, Miss Clarke and Mrs Staples. Challenge: Draw the water cycle and how it keeps going around and around and around.</p>	<p>Guessing sounds Watch this video to see if you can guess which items Miss Clarke is hiding from the camera https://clickv.ie/w/MXao</p> <p><u>Optional challenge</u> 1) Choose some items at home (or at school) that make a sound 2) Hide each item behind your back and make a sound with it. See if someone in your house (or at school) can guess what each item is.</p>	<p><u>FRUTAS Y VERDURAS</u> In this week’s Spanish activity, we are sorting <u>FRUTAS Y VERDURAS</u> Meaning <u>Fruit and Vegetables</u></p> <p>Using the ‘work example’, sort the pictures below into their correct column, either fruit ‘frutas’ or vegetables ‘verduras’.</p> <p>Watch the video below to help you understand. https://clickv.ie/w/xHeo</p> <p>Challenge: Circle the frutas/verduras that te gusta! For example: <u>Me gusta</u> el brócoli</p>

Fun Activities

Playdough



Play with your toys



Go for a walk with a family member




Mindfulness activities




Stretch





ANIMAL FACT FILE



Animal Name:	
Appearance:	
Habitat:	Diet:
Interesting Facts:	

teachstarter



Weekly Planner – Grade 1 Week 6

14/08/2020

1-120 Chart


1	2	3	4	5	6	7	8	9	10
11	12	13	14	15	16	17	18	19	20
21	22	23	24	25	26	27	28	29	30
31	32	33	34	35	36	37	38	39	40
41	42	43	44	45	46	47	48	49	50
51	52	53	54	55	56	57	58	59	60
61	62	63	64	65	66	67	68	69	70
71	72	73	74	75	76	77	78	79	80
81	82	83	84	85	86	87	88	89	90
91	92	93	94	95	96	97	98	99	100
101	102	103	104	105	106	107	108	109	110
111	112	113	114	115	116	117	118	119	120

PRIMARY SCHOOL

Number Think Board

Write the number in words.

Draw the number in hundreds, tens and ones.



Before and After

What comes next? Keep counting on...